



Board of Directors Meeting

December 9, 2025, 8:00 am MT

Members Present

Spencer Barzee, Jan Bayer, Jeremy Burgess, Tonia Burk, Burke Davis, Brady Dickinson (via zoom), Dana Facer, Hiroshi Fukuoka, Raini Hayden, Heath Jackson (via zoom), Tyler Johnson, Mark Kress, Randy Lords (via zoom), Shawn Tiegs, Rob Sauer

Members Absent

None

Staff Present

Mike Federico, Julie Hammons, Chad Williams, and Conlin Coburn as secretary

Visitors

Vince Mann, Borah HS

Matt Harris, Ririe HS

Jason Warr, West Ada

Jon Hallock, Caldwell HS

Jason Willer, Capital HS

Tony Brulotte, Eagle HS

Mark Pixton, Century HS

Tol Gropp, Timberline HS

Tom Shanahan, Bishop Kelly HS

Mitchell Hill, Gem Prep Meridian

Stacy Wilson, Buhl HS

Sarah Devore, Mountain Home HS

Mark Mace, Oakley HS

Travis Bell, Highland HS

Zach Dong, Kimberly HS

Lee Jay Cook, Carey HS

Troy Rice, Rocky Mountain HS

Dane Pence, Mountain View HS

Jennifer Murdock, Declo HS

Shaun Walker, Twin Falls HS

Travis Hobson, Thunder Ridge HS

Larry Stocking, Hillcrest HS

Keri Carter, Canfield MS

Will Barber, Nampa SD

Catey Walton, Timberlake HS

Randy Spaeth, Raft River HS

Tonya Wilkes, PCSD

Nate Sarrazolla, ID Esports Association

AGENDA AMENDMENTS

A motion was made to add the 25-26 3A and 5A Wrestling Representation as an action item for Final Reading.

A motion was made to approve the agenda

Motion carried

CONSENT AGENDA

Chad Williams presented the financial report and highlighted three items on the balance sheet. He explained that the Wells Fargo savings account (B6) and the First Federal sweep account (B12) are used to support the organization's cash flow. He also reviewed the U.S. Bank savings account (B11), noting that the funds in this account are designated for the planned parking lot upgrade, as it provides the lowest rate of return among the organization's savings accounts (See page 14).

Chad Williams continued reviewing the financial statement and highlighted several key line items. He noted that line (B19), Officials Registration, is up by about \$10,000 due to this being the third year of the program, with both first- and second-year officials now paying. For line (B20), Officials Cards, he explained that the activity cards were misestimated in the budget, as the \$40,000 budgeted was not accurate. Reviewing line (B27), total football revenue, he stated that the year-to-date comparison is still incomplete because not all revenue has been received, with a full comparison expected in January. For line (B34), soccer revenue, he reported that compared to last year, revenue is significantly higher when soccer is held in the Treasure Valley. He then addressed lines (B47) and (C47), total revenue as of November 30, noting that the numbers are not fully reliable yet because some expenses and revenue items are still pending, though overall the organization appears to be on the right track (See pages 15-17).

Chad also reviewed line (E61), Miscellaneous, pointing out that the percentage sits at 113%, though the dollar amount itself is not significant; Playfly had requested cash flow support for some of their programs, and he approved providing it. For line (B103), Referees and Judges, he noted a significant increase, largely due to payments for officials' travel and game assignments. Regarding line (B105), Onsite Expenses, he said they plan to take a deeper look at this area by breaking out the costs in more detail to better understand them, reduce where possible, and make expenses more consistent across tournaments. He concluded with lines (B123) and (C123), confirming the figures are accurate and show a positive balance of \$82,000, compared to \$42,000 at this time last year (See pages 15-17).

A motion was made to approve consent agenda which included the Balance Sheet, Financial Report from July 1, 2025 to November 30, 2025, and the IHSA Board of Directors actions via phone or email.

Motion carried

REPORT ITEMS

YEA

Julie Hammons reported that the YEA fund balance is over \$5.6 million, which is very positive. She noted that they are still in the process of collecting all winter jamboree gate receipts and encouraged everyone to get those submitted. The next meeting will be in May, and they will continue exploring sponsorship opportunities. She also mentioned that an at-large board member recently met with a potential sponsor, and they are hopeful those conversations will move forward.

Marketing

Morgan Potter thanked everyone for their help during the fall tournaments. She shared that Idaho Power came on as a new sponsor this fall and noted that additional sponsors will be added for the winter tournaments.

Officials: November 2025

Chad Williams discussed the trend data for official enrollment, noting that for three years in a row we've been able to say we are trending upward across the board. While we can't claim an upward trend in the first year, we are showing consistency (See page 18).

Board Committees

- **State Tournament**

- **Winter Tournaments**

- **Basketball Time Change-** Chad Williams explained that this proposal was discussed extensively during the work session. In summary, it involves adjusting the start times for the 3A consolation and third-place games. Currently, the NFHS announcers' schedules overlap, making it difficult for them to cover the third-place game and still arrive on time for the championship. The committee agreed to modify the schedule to allow full NFHS coverage, with the 3A consolation game starting at 9:30 and the third-place game at 11:30.

- **Mountain American Center Contract-** Mike Federico reported on the Mountain America Center as a host for state volleyball. He noted that this is the second year at Mountain America and said it's a great place to play, with Travis doing an excellent job managing the facility. He mentioned concerns that we may be priced out in the future, as it is very expensive. He noted that in a typical year, revenue from the event is about \$5,000, but this year, the 3A and 4A classifications lost approximately \$13,000. Since we had a two-year contract, this is an opportunity to review it. The board will also explore alternative locations in the same area, such as high schools. Tonia Burk added that, pending the new individuals in charge at Mountain America, if a new contract is maintained, the 1A and 2A classifications would be the first to return there. There was also a concern about the increase of fees that are applied to ticket prices at the Mountain America Center. The committee recommends find a different site for the 1As and 2As for this upcoming state volleyball tournament.
 - **6A Softball Play-in Game-** Julie Hammons reported that the committee recommends shifting the softball play-in sites for this upcoming season, moving 4A to Moscow and 6A to McCall.
 - **Ririe Milk Bowl Site Proposal-** Chad Williams reported that the committee reviewed the proposal and agreed they did not want to adopt it in full, but they did support allowing the higher seed to host. Chad was tasked with creating a mock-up of what the rotation would look like under a higher-seed-hosting format.
 - **Buhl Football Officials 5 vs 7 Proposal-** The proposal was reviewed and discussed, but the committee did not make any motions to advance it.
 - **Swim Venue Contract-** State swimming was held at a different location this year, and many people requested that it be moved to that site permanently. However, the current contract with the YMCA is for one more year, so the board will consider the request after that contract ends.
 - **Unified Sports Proposal-** State Track and State Basketball will include Unified Sport events at their tournaments. We're excited to have them participate in our tournaments.

- **Representation**

- **26-28 Team Sports Representation-** When implementing the new rule change for assigning sports representation, a few issues arose. Some modifications were made to address them and will be discussed later.
 - **26-28 Swim representation-** Julie Hammons reported on a proposal submitted to increase entries at the state tournament. After reviewing the proposal and relevant data, the committee chose not to make a recommendation to advance it.

- **2027 Track proposal-** Chad Williams reported that he has been meeting with the track proposal review committee. The committee reviewed multiple proposals and developed their own recommendation based on the information gathered, selecting the option they considered to be the most effective. Chad noted that the proposals contained valuable information and that the Board expressed particular interest in seeing a split of the 1A classification from 2A. Tonia moved to place this as a discussion item for the January meeting. Chad added that the committee would like additional data on classification percentages before making a final recommendation (See page 21).
- **5A: 2026 Boys Wrestling Representation-** Nampa High School moved down to 5A due to boundary changes, which will result in a change to wrestling representation.
- **3A: 2026 Boys Wrestling Representation-** The calculations were initially incorrect, with too many teams assigned to District 4. In April, Chad noted there were also too many teams in District 5. The representation will now be corrected.
- **6A: Lake City WR Representation Proposal** -The proposal, which focused on the methodology of the calculations, was discussed, but no action was taken.

State Cross Country: Financials

Chad Williams reported on the state cross country meet held in Lewiston and reviewed the financials, thanking everyone who helped organize the event. Compared to 2022, the last time the event was held at the same venue, the bottom line shows a loss of \$13,400 this year versus \$9,600 previously. The change in the awards contract accounts for nearly the entire difference. Total expenses increased from \$13,000 to \$20,000, primarily due to higher onsite costs and slightly increased payments to event helpers. Chad expressed confidence in the overall financial outcome, noting that the higher award costs were expected. He also explained that currently across state tournaments, each site manages sport-specific expenses individually, and there is no standardized budgeting process. The goal is to establish a clear budget and, if possible, provide each site with a set amount in the future (See page 22).

State Drama

Mike Federico reported on attending the State Drama tournament at Thunder Ridge High School, noting the exceptional support from manager Shaun Nichols and commissioner Alex Barret throughout the process. He highlighted that the hosts were very accommodating, even closing the school to give the tournament full access to the facilities. He added that the coaches manage the entire tournament, including tabulating results, and expressed appreciation for their efforts.

State Football: Financials

Chad Williams reported on the financials from State Football, noting that some bills are still pending. The final financial report will be included on the agenda for the January meeting.

- **MaxPreps report: 1125 Games/1124 Reported Scores** - Data shows that the MaxPreps football records are reliable. Out of all the games, only one was not used due to input issues. Overall, it was a great state tournament (See pages 23-25).

State Golf: Financials

Julie Hammons reported on State Golf, thanking Dane Pence and Redhawk for hosting the 6A tournament, and Andy Ankey and Purple Sage for hosting the 5A tournament. She noted that State Golf is always in the red since no gate fees or similar revenue is collected; the budget accounts for this, but the event consistently operates at a loss. In recent meetings, the board has discussed the golf courses requesting higher compensation, which has not increased over the years. The board indicated that they are willing to approve a higher payment amount for the golf courses. This year, the event is down \$12,000, and future costs may be double that or more if changes are not made. She stated that while

the event was successful this year, adjustments will be necessary moving forward to protect the tournament and ensure sustainability (See page 26).

State Soccer: Financials

Julie Hammons reported on State Soccer, noting that the tournament was held in the Treasure Valley and expressing appreciation that all games were played in stadiums. She thanked Owyhee and Columbia for hosting for the first time, which allowed all games to be held in proper facilities. Revenue for the event totaled \$113,000, reflecting a strong turnout. Julie noted that moving games to stadiums increases onsite expenses, which must be compensated, resulting in less net revenue than desired. She also highlighted that Julie Cochran, the Director of Sports for the NFHS, attended the weekend. She visited multiple sites, and was very impressed with how the tournament was managed. Overall, the tournament was a success (See pages 27-28).

- **MaxPreps report: 629 Games/629 Reported Scores** (See pages 29-33).

State Swim: Financials

Julie Hammons reported on State Swimming and the move to a new venue. She thanked the Idaho Aquatic Center for reaching out and offering to host. Although the facility's previous bid to become a permanent host was denied, they stepped in to help when the need arose, which Julie noted was extremely generous. This year, approximately the same number of tickets were allocated, and there was plenty of seating. Julie noted that the new venue appears very viable for future events, depending on finances. The IHSAA will honor the remaining year of the contract with the YMCA and will re-evaluate the venue after next year (See page 34).

State Volleyball: Financials

Mike Federico reported on State Volleyball and thanked everyone who stepped up to host, noting that the tournament went very well. He mentioned receiving several letters of thanks to the managers, which made the effort worthwhile. Mike reviewed the financials, explaining that tournament passes are always recorded under 6A, which makes that classification appear higher than the others, but overall revenue was similar to last year. He addressed challenges with practice time, as it is difficult to secure an extra day for practice at a suitable location. Mike also mentioned a new idea for tournament times, which would be to switch the 9 and 10 games to help with the back-to-back in a double elimination tournament. He also reported that trainer fees are becoming an issue, because they could make a substantially higher amount doing another event than what the IHSAA can pay for them. SMAC indicated they will explore potential solutions to address this issue (See pages 35-37).

- **MaxPreps report: 1887 Matches/1887 Reported Scores** (See pages 38-42).

Fall 2025 Petitioning Numbers

Mike Federico discussed a chart showing all teams that petitioned to move down a classification, including the number of berths for those schools and whether they earned trophies. Data from last year is complete, and the fall results for this year have been added. He noted that no schools petitioning down won a trophy this fall. The goal is to analyze how petitioning down affects trophy outcomes (See page 43).

Schools of Excellence Fall Standings

Julie Hammons reported on the Schools of Excellence fall standings explaining that it provides a snapshot in time after fall, showing how all academic submissions have been made and how each team placed in their tournaments. She noted that this was the first year for online academic submissions, which was challenging at first but may become easier over time. Another challenge is that some schools do not submit on time, so the submission link is now open for a short period to allow late entries. Currently, fall links must be closed before winter links can be opened. Julie said she will send an email instructing schools that if they have not submitted their fall information, they should do so immediately; once closed, the links will be removed, and winter submissions will begin.

Director's Committees

- **100-Year Anniversary-** Julie Hammons reported that the committee discussion has been great, and they are in the process of creating new PSAs and posters for the winter season. A few video messages from professional athletes that grew up in Idaho will be shared on social media. She also noted that the images that have been sent in to view of snapshots over the years have been great and will continue to be implemented in different ways for people to view. The committee is planning a bigger end-of-year celebration as a final highlight of the year.
- **Track Proposal Review-** A proposal was submitted to the State Tournament Committee. They will review the feedback received, and the committee will meet on Thursday to discuss it further. An additional discussion is planned for the January board meeting.
- **Classification Committee-** The Classification Committee reviewed the results of the Board's ranking of the 11 priorities identified earlier. For classification, the top priority remains enrollment, which was still considered the most important factor. Second was the extended boundary multiplier, and third was implementing a multiplier for students who live outside the boundary. Chad will meet with the committee before the January meeting to prepare a report. Board members will be sent a list of the committee members so they can review who is representing them.

Rules & Regulations

- **Rule 8-16-** Julie Hammons discussed the high volume of dual enrollment forms that have been submitted this year. She highlighted several key points to keep in mind when completing a form, including that private schools cannot accept dual enrollment students, that transfer rules still apply for dual enrollment students who are not freshmen, and that homeschooled students who move to a different school must also complete a transfer form. Without a proper transfer, the student would be eligible only for JV if they had previously established eligibility elsewhere. Chad added that when charter schools submit dual enrollment forms, administrators often mark students as living within the school's boundary; however, the student must reside within the boundary of the public school in which the charter school is located. This requirement is outlined in section 8-16-2.

ACTION ITEMS- FINAL READINGS

Wrestling in Moscow Proposal

Chad Williams explained that he and Shawn Tiegs have been working with the University of Idaho and the Kibbie Dome to address concerns about ticketing, security, and overall costs for hosting State Wrestling. They confirmed that pricing can be adjusted to better align with the Ford Idaho Center and the ICCU Dome's previous prices. Although the dates have been tentatively reserved, the event would not be officially scheduled until it is formally approved for the 2028–29 calendar (See pages 44-49).

A motion was made to approve the Wrestling in Moscow proposal for the 28-29 school year with modifications as needed as a Final Reading.

Motion carried

Rule 13-3: Physicals for Out-of-State Transfer Students

The suggestion to update Rule 13-3 came from the sports medicine committee, and the verbiage change now recognizes out-of-state physicals.

Rule 13-3.4: Proposed

Physicals are required in the 9th and 11th grade year. Students who have a physical in their 10th grade year must have another for the 11th grade. Students will not be required to take an additional physical examination during the 10th and 12th grades unless:

1. The physician recommends the student have an additional examination.
2. The parents request an examination in the Interim Questionnaire.
3. Affirmative answers on 1-10 of the Interim Questionnaire indicate a possible need for a repeat physical examination.
4. A student ~~has~~ transferred to ~~Idaho~~ from another state or country but submitted a physical form that does not meet IHSAA participation standards.

A motion was made to approve the changes made to Rule 13-3 with modifications as needed as a Final Reading.

Motion carried

Coaching Mental Wellness Course

This course will go into effect next fall for the beginning of the new 2-year cycle.

A motion was made to approve the proposal replacing the NFHS Student Mental Health & Suicide Prevention course with Coaching Mental Wellness as a required course for coaches with modifications as needed as a Final Reading.

Motion carried

Tennis Seeding Updated Proposal

The Tennis Seeding Committee submitted a proposal and conducted a survey, and the results are included in the report. The only change from the original proposal involves qualification number 7. In the 6A section, item number 5 reflects the current proposal; the new version removes the ELO ranking component. ELO—similar to TrackWrestling or MaxPreps—is a ranking system that some coaches expressed concerns about. After reviewing the feedback, the committee chose to replace qualification number 8, changing it from ELO to using season record, which is the system already in place. In practice, qualification number 8 is only reached about once per tournament, and the committee believes that with this change, it will be even less frequent (See pages 50-52).

A motion was made to approve the updated Tennis Seeding Proposal with modifications as needed as a Final Reading.

Motion carried

2026-2027 Calendar: Move from tentative to approved with modifications as needed.

A motion was made to approve moving the 2026-2027 Calendar from tentative to approved with modifications as needed as a Final Reading. The Board understands that the calendar may be adjusted if venue availability changes (See page 53).

Motion carried

2027- 2028 Calendar: Move from suggested to tentative with modifications as needed.

A motion was made to approve moving the 2027-2028 Calendar from suggested to tentative with modifications as needed as a Final Reading. The Board understands that the calendar may be adjusted if venue availability changes (See page 53).

Motion carried

2028-2029 Calendar: Move to suggested with modifications as needed.

A motion was made to approve moving the 2028-2029 Calendar to suggested with modifications as needed as a Final Reading. The Board understands that the calendar may be adjusted if venue availability changes (See page 53).

Motion carried

District Composition Requests: 26-28 Cycle

- A.** 5A District V & VI combine: District VI, District V
- B.** 3A District IV & V split: District IV & V AD's, District IV BOC, District V Administrators
- C.** 5A Mountain Home returns to DIII but stays in District IV in FB: District III BOC, District IV BOC
- D.** 1A District V & VI combine in FB & splits for VB & BB: District V & VI BOC letter

A motion was made to approve the District Composition Requests B, C, and D for the 2026-2028 cycle with modifications as needed as a Final Reading, and to keep A on as a Final Reading for the January Board meeting.

Motion carried

25-26 3A and 5A State Wrestling Representation

The 5A change is due to Nampa moving, and the 3A change was corrected because the previous version was inaccurate. The Wrestling Committee has reviewed the updates and is ready to move them forward for final approval. These changes apply to this year's State Wrestling seeding, and the at-large component is particularly important because it is unique.

A motion was made to approve the changes made to the 2025-2026 5A and 3A State Wrestling Representation with modifications as needed as a Final Reading (See pages 55-58).

Motion carried

ACTION ITEMS- FIRST READINGS

IHSAA 5-Year Tournament Calendar Proposal

Mike Federico discussed the 5-Year Tournament Proposal, explaining that the goal is to meet all the priorities outlined earlier—balancing the schedule, providing appropriate breaks, and preventing State Cheer and Dance and State Wrestling from overlapping. To address this, the group reviewed two proposals: adjusting the length of the season and changing tournament dates. They want to make sure one proposal isn't ruled out just because both cannot be done at once. They have received positive feedback about the shortening of the winter season, which is currently longer than both the fall and spring seasons. Chad has already reviewed venue contracts for the next few years to determine what scheduling changes are possible and will continue to investigate that moving forward (See pages 58-59).

A motion was made to approve the IHSAA 5-year Tournament Calendar Proposal pending availability of venues, with modifications as needed as a First Reading.

Motion carried

Rule 10-1-2: Annual Background Check

Chad Williams discussed Rule 10-1-2b regarding background checks on officials. He questioned the necessity of conducting them annually, noting that other states handle this differently. Legal counsel recommended conducting checks every 3–5 years, with language requiring officials to self-report any legal trouble in the interim. Chad recommended moving to a 5-year cycle.

<i>Proposed</i>
10-1-2 Code of Ethics and Background Checks for Officials
a. The Association reserves the right to suspend or drop from the approved list any official who does not comply with the Code of Ethics for Athletic Officials, whose conduct on or away from the area of competition indicates the official is unfit to serve, or who does not wear the official uniform as prescribed by the Association.
b. All officials must pass a criminal background check conducted by the Association upon registering and every five years thereafter year of continued service.
Officials cannot have been convicted of:
1. A felony involving the use, possession or sale of a controlled substance within the last 10 years. The 10-year period of ineligibility to officiate shall commence from the date of suspension from officiating duties or from the date of conviction, whichever occurred first, or
2. A crime involving the use or threatened use of violence against a person within the last 10 years. The 10-year period of ineligibility to officiate shall commence from the date of suspension from officiating duties or from the date of conviction, whichever occurred first, or
3. A crime involving a minor child at any time.
c. Officials will be suspended during any and all formal investigations.
d. Officials are required to immediately report to the IHSAA any arrest, charge, or conviction related to criminal conduct. Failure to self-report such incidents may result in suspension or revocation officiating privileges.

A motion was made to approve the changes made to Rule 10-1-2: Annual Background Check with modifications as needed as a First Reading.

Motion carried

Music Rule Changes

A motion was made to approve the changes made to Music Rules 3-3 and 3-2 with modifications as needed as a First Reading.

Music Rule Changes

X. State Solo Regulations

Current: 3-3 Students may enter more than one event, but may not participate in more than one vocal solo event.

Proposed: Add 3-3-1 In case of a student competing in the same ensemble event, the overlap of students may not exceed 30%

Current: 3-2 Ensemble Events

3-2-1 Woodwind Ensemble Events are Trio, Quartet, Quintet, Sextet, Septet, and Octet

3-2-2 Brass Ensemble Events are Trio, Quartet, Quintet, Sextet, Septet, and Octet

3-2-4 String Ensemble Events are Duet, Trio, Quartet, Quintet, Sextet, Septet, and Octet

Proposed: 3-2-1 Woodwind Ensemble Events are Trio, Quartet, Quintet, ~~Sextet, Septet, and Octet~~ and Large (6-8 members)

3-2-2 Brass Ensemble Events are Trio, Quartet, Quintet, ~~Sextet, Septet, and Octet~~ and Large (6-8 members)

3-2-4 String Ensemble Events are Duet, Trio, Quartet, and Quintet, ~~Sextet, Septet, and Octet.~~

Motion carried

26-28 Football Representation

Jeremy Burgess stated that the football committee met, and he asked the gallery to review the proposal that is presented, to ensure the wording reflected their intentions and to identify any needed modifications. Chad added that the brackets for 5A through 1A are not connected because they will be reseeded. He also noted that some sections contained the same information with different wording, and these will be revised to create standardized language (See pages 60-65).

A motion was made to approve the 26-28 Football Representation with modifications as needed as a First Reading.

Motion carried

26-28 Swim Representation

Tonia Burk suggested considering the proposal to allow individual qualifiers, particularly if the venue can accommodate them, and evaluating whether this approach merits adding more participants (See page 66).

A motion was made to approve the 26-28 Swim Representation with modifications as needed as a First Reading.

Motion carried

Rule 2-5-1a.vi: Representation

Chad Williams explained that the Rule of 5 has been modified multiple times because it was not achieving its intended purpose in 1A and 5A, given the number of teams and districts involved. The committee reviewed cases where the rule fell short, adjusted, and prioritized protecting conference champions while striving for approximately 40% representation. Rules in black were treated as a last priority. The recommendation is to approve this as a First Reading, with results monitored to ensure the rule functions as intended. Additionally, the rule gives the Board the authority to override and adjust representation if the standard process does not produce the desired outcome. If approved, it will take effect at the Final Reading in January to allow proper review of representation (See page 67).

A motion was made to approve the changes made to Rule 2-5-1a.vi with modifications as needed as a First Reading.

Motion carried

26-28 Volleyball Representation

Mike Federico discussed the volleyball representation, noting that the 6A classification was approved using their own model, so percentages and conference champions do not affect them. For the other classifications, the top line follows the Rule of 5, though some classifications deviated significantly from the 40% target. In 5A, districts 5 and 6 may combine, while 1A will not combine districts 5 and 6 in certain sports, leaving only two play-in spots. In 1A, with many teams, the allocation results in about 29%, while other classifications maintain five champions, which aligns with normal representation. In 5A, berths are split between districts 3 and 4, and each model includes at-large MaxPreps berths. In 4A, a two-team conference may result in 8–9 berths depending on top eight qualifiers. For 3A and 2A, there are three play-in games, and 1A's new model provides 10 berths, giving district champions more opportunities and additional play-in games as needed. The goal is to include the best teams, honor district champions, and get as close to 40% representation as possible. The original rule allowed only one MaxPreps berth, which did not adequately account for top teams. The top row of the chart follows the Rule of 5, and exceptions are highlighted in green. The recommendation is to approve both the top row and the highlighted green adjustments (See page 68).

A motion was made to approve the 26–28 Volleyball Representation, including the modifications highlighted in green, as a First Reading, with any additional modifications as needed.

Motion carried

26-28 Girls Soccer Representation

Julie Hammons reviewed the 26-28 Girls Soccer Representation and highlighted that the most important priority is ensuring the correct number of teams in each district. She also noted that this proposal follows the same approach as the previous two-year model, aiming to get closer to 40% representation and eliminate one play-in game, with a recommendation to approve the bottom two green adjustments for 5A (See page 69).

A motion was made to approve the 26-28 Girls Soccer Representation, including the modifications highlighted in green, as a First Reading with any additional modifications as needed.

Motion carried

26-28 Boys Soccer Representation

Julie Hammons discussed the 26-29 Boys Soccer Representation, stating that for 5A, there is no alternative two-year option. Due to petitioning, the 5A boys were able to be adjusted, eliminating the need to propose separate options for different years (See page 70).

A motion was made to approve the 26-28 Boys Soccer Representation, including the modifications highlighted in green, as a First Reading with any additional modifications as needed.

Motion carried

26-28 Girls Basketball Representation

Chad Williams reviewed the 2026–2028 Girls Basketball representation, noting that 5A does not need to alternate years to achieve balance, as is required in soccer. The recommendation is to approve the modifications highlighted in green (See page 71).

A motion was made to approve the 26-28 Girls Basketball Representation, including the modifications highlighted in green, as a First Reading with any additional modifications as needed.

Motion carried

26-28 Boys Basketball Representation

A motion was made to approve the 26-28 Boys Basketball Representation, including the modifications highlighted in green, as a First Reading with any additional modifications as needed (See page 71).

Motion carried

26-28 Softball Representation

Julie Hammons discussed the 26-28 Softball Representation, explaining that 5A does not need two different year representations, with 10 berths and 2 play-in games. For 2A, which has a six-team tournament, using the top-line model with six berths would be excessive. The recommendation is to continue the long-standing 2-2-2 allocation, which does not include any play-in games (See page 72).

A motion was made to approve the 26-28 Softball Representation, including the modifications highlighted in green, as a First Reading with any additional modifications as needed.

Motion carried

Gem Prep Meridian North: Regular Membership Application

A motion was made to approve Gem Prep Meridian North's Regular Membership Application, allowing them to compete in the 25-26 post season for state speech and debate with modifications as needed as a Final Reading.

Motion carried

DISCUSSION ITEMS

- 1. Esports Proposal, survey results-** Chad Williams reviewed the Esports proposal, noting that we reviewed this topic at our last meeting. He sent out a survey to ADs, which received around 100 responses and averaged 2.75 out of 5 stars, making the results inconclusive. Nate Sarrazolla, a board member of the Idaho Esports Association who attended the meeting, helped answer questions about the proposal. He explained the opportunities Esports provides for students and how the association is exploring ways to partner with the IHSAA to expand Esports statewide. After discussion, no action was taken.
- 2. Rule 10-1-6: Play-in game officials-** Chad Williams reviewed the proposed change, which is that instead of officials being selected from each participating district, the host district would be responsible for assigning officials to the play- in games.

Rule 10-1-6: Proposed

Officials assigned to play-in games involving the sports of volleyball, football, soccer, basketball, baseball and softball will be selected from the host district.

~~In the sports of volleyball and basketball if one of the schools is from the host district, the officials should be selected from the activity districts involved in the play-in game. Officials from each participating district would be selected.~~

A motion was made to advance the Rule 10-1-6 verbiage changes to a First Reading for the next Board Meeting.

Motion carried

3. **Rule 8-14-1-2a: Bona fide move termination of previous address-** Chad reported of small change in verbiage to provide clarification to the rule.

Rule 8-14-1.2a	
Move Less Than 50 Miles If the parents of a student move to a new permanent residence within fifty miles of their home, the following documentation is required to confirm eligibility:	
1. Letters	
a. A letter from the parents explaining the reason for the move.	
b. A letter of support from the school filing the athletic transfer request.	
2. Proof of termination of all occupancy of previous address.	
a. Escrow closing papers or official signed lease/rental termination or documented rental/lease for a minimum of 12 months.	
b. Evidence of termination of two utilities (e.g., electricity, water, & gas).	
3. Proof of physical relocation of parents/guardians & students to new permanent address.	
a. Escrow closing papers or official signed lease/rental agreement document, minimum 12 months.	
b. Evidence of activation of two utilities (e.g., electricity, water, gas).	
c. Evidence of auto insurance with new address.	
d. Evidence of paystub with new address.	
e. Parents and students of <u>driving age</u> must provide updated driver's licenses showing the new address.	

A motion was made to advance the Rule 8-12-1-2a verbiage changes to a First Reading for the next Board Meeting.

Motion carried

4. **Rule 12 -** Julie Hammons talked about Rule 12 and explained that some issues originated in the fall when golf moved from allowing two outside events to three, including one national-level event. This raised questions about consistency, especially as more team-sport athletes request permission for special events. She noted that while showcases are allowed, scrimmages are not, and many requests blur out that line. A survey of other states showed that several have removed restrictions on outside competition, but Idaho's member schools remain opposed to doing so (see pages 74-75). This prompted the need to review what types of outside participation should be permitted during and outside the season. Julie added that the biggest challenge is interpreting "special events" because it is difficult to evaluate what qualifies. One idea is to simply allow two outside events per athlete, with clear criteria, to avoid subjective judgment. The group is now considering whether to revise the language and establish a consistent standard. No action taken.
5. **Activities Director Mentoring Presentation-**Mike Federico reported on his meeting with the IAAA and his collaboration with Tom Shanahan, who has developed a handbook for a new AD mentoring program. The goal is to pair the handbook with an experienced instructor or mentor to better support new Athletic Directors. He asked the Board to consider a partnership with IASA and IAAA to create a funded mentorship program that provides athletic directors with onboarding, professional development, and guidance—something that currently doesn't exist.

The proposal includes hiring retired ADs to meet with principals and provide support on legal, financial, and operational issues, using a regional, cohort-based model to build connection and consistency. With high turnover among ADs, principals expressed strong support, noting that current efforts aren't producing the results they need. The group agreed that a relatively small investment could yield a significant return, though all three

associations would need to share the cost. Tom will bring a proposed budget to the January meeting, including whether schools with new ADs would need to contribute additional funding (See pages 76-88).

A motion was made to advance the Activities Director Mentoring Presentation to a First Reading for the next Board Meeting.

Motion carried

6. **MaxPreps Discussion-** The Board discussed the upcoming approval of representation for the next cycle and noted that MaxPreps will play a significantly larger role in the process. While missing or incorrect entries have previously impacted seeding, all teams still advanced to the state tournament. Beginning next year, however, a missing score could potentially prevent a team from qualifying. This prompted discussion about what changes may be needed to ensure timely and accurate score submission and to avoid errors that could affect tournament eligibility. No action taken.
7. **Practicing at state site venue-** There was little discussion about practicing at the state venue, since it was covered briefly earlier. It was noted that teams compete at state on their own fields, so this is an important consideration with this rule and its related implications. It was also emphasized that beginning next cycle, play-in games will follow different rules because they will no longer be IHSAA games. No action taken.
8. **Declo Football Safety Proposal-** Discussion was held around a medical emergency that Declo experienced this year and only their trainer was present, and no emergency medical team was available. The question was raised whether having medical personnel on site should be a requirement, particularly for smaller schools. However, due to the wide variation in resources across districts, creating a uniform requirement would be challenging, and individual districts are also able to set their own standards. The Board asked whether SMAC could review this issue further, to discuss possible solutions. No action taken.
9. **Prairie Proposal for 8-Man Football Field Using a 40-Yard Width-** Chad Williams reviewed the proposal and the voting results collected by Travis Mader. Several objections were raised, mainly from schools in Districts 3, 4, and 5. Overall, there was strong support with about two thirds in favor, although some schools later changed their vote from approve to deny. It was noted that changing state venues would be a significant challenge, and there was also discussion about how much the field should be narrowed. The Board agreed to keep this as a discussion item, and Chad will send a survey to 1A and 2A schools and administrators to gather broader feedback and explore potential options (See page 89).
10. **Petitioning Process-** This item was addressed earlier in the meeting and will be reviewed in more detail moving forward.

INFORMATION

1. Letters
 - a. Julie Cochran (See page 90)
 - b. Travis Hobson
2. Boards of Control
 - a. District I Minutes (See page 91-93)
 - b. District V Minutes (See pages 94-99)

A motion was made to adjourn meeting 12:11 p.m.

IDAHO HIGH SCHOOL ACTIVITIES ASSOCIATION
BALANCE SHEET
as of 11/30/2025

CURRENT ASSETS		
Wells Fargo - Checking	\$166,259.09	
Wells Fargo - Savings	506,904.34	
Contingency Fund	656,705.08	
DragonFly Trust	32,208.75	
DragonFly - Card Account	21,095.00	
U S Bank - Savings	332,857.19	
First Federal - Sweep	291,511.71	
Petty Cash	1,485.43	
Accounts Receivable	17,705.00	
Total Current Assets		\$2,026,731.59
Property & Equipment		
Furniture & Equipment	\$170,132.58	
Vehicles	129,262.77	
Building	440,589.86	
Building Improvements	86,954.34	
Building Remodel/Construction	508,640.65	
Accum. Depreciation - Furniture/Equipment	(138,344.98)	
Accum. Depreciation - Storage	(32,334.00)	
Accum. Depreciation - Building Remodel	(120,818.00)	
Accum. Depreciation - Building	(407,695.00)	
Accum. Depreciation - Vehicles	(83,554.90)	
Total Property & Equipment		\$552,833.32
TOTAL ASSETS		\$2,579,564.91
LIABILITIES		
Accounts Payable	\$2,500.00	
Unearned Income	6,882.00	
Unearned Sponsorship	120,000.00	
Scholarships Payable	29,833.00	
NWCA WR Website Dues	5,220.00	
Total Liabilities		\$164,435.00
Capital		
Members' Equity	\$1,832,728.33	
Board Designated Net Asset	500,000.00	
Net Income	82,401.58	
TOTAL LIABILITIES & CAPITAL		\$2,579,564.91
TOTAL LIABILITIES & CAPITAL		\$82,401.58

IHSAA FINANCIAL STATEMENT @ 11/30/2025

	2025-26 YTD	2024-25 YTD	2025-26 Budget	% OF BUDGET	2024-25 Reviewed
REVENUE					
GENERAL					
Sponsorships	\$184,802.27	\$173,651.95	\$725,000.00	25%	\$759,700.02
Catastrophic Insurance	141,828.00	138,916.00	140,000.00	101%	139,840.00
Memberships	90,850.00	92,970.00	95,000.00	96%	94,190.00
Activity Cards	281,741.00	254,566.00	265,000.00	106%	266,396.00
Interest/Dividends	31,991.90	33,751.13	2,500.00	1280%	56,429.57
Fines	2,215.00	55.00	0.00	0%	1,180.00
Publication Ads	0.00	0.00	0.00	0%	0.00
Misc. Publications	0.00	0.00	0.00	0%	0.00
Misc. Income	1,350.00	1,705.00	2,500.00	54%	2,535.00
All Star Percent.	0.00	0.00	0.00	0%	0.00
Hall of Fame	6,194.18	10,466.32	9,500.00	65%	10,466.32
Donations	0.00	0.00	0.00	0%	0.00
TOTAL GENERAL	\$740,972.35	\$706,081.40	\$1,239,500.00	60%	\$1,330,736.91
OFFICIALS					
Registration Fees	\$43,029.00	\$33,326.78	\$40,000.00	108%	\$37,709.71
Officials Cards	21,130.00	0.00	40,000.00	53%	0.00
Rule Books	337.05	85.00	100.00	337%	125.00
Spirit Tech Judge Reg.	0.00	0.00	0.00	0%	0.00
Speech Arts Fees	0.00	0.00	0.00	0%	0.00
TOTAL OFFICIALS	\$64,496.05	\$33,411.78	\$80,100.00	81%	\$37,834.71
ACTIVITIES					
Football	\$229,616.25	\$260,396.70	\$300,000.00	77%	\$294,794.70
Volleyball	52,256.70	70,922.00	50,000.00	105%	76,728.00
Cross Country	17,200.85	32,667.70	18,000.00	96%	32,667.70
Swimming	16,902.90	17,580.45	17,500.00	97%	17,580.45
Boys Basketball	0.00	0.00	350,000.00	0%	323,780.33
Girls Basketball	0.00	0.00	185,000.00	0%	189,395.76
Wrestling	0.00	0.00	160,000.00	0%	157,427.10
Soccer	113,826.55	63,291.80	98,000.00	116%	65,693.80
Track	0.00	0.00	85,000.00	0%	88,311.04
Softball	0.00	0.00	40,000.00	0%	50,331.13
Baseball	0.00	0.00	100,000.00	0%	117,816.35
Dance/Cheer	0.00	0.00	120,000.00	0%	130,682.05
Speech Arts	0.00	0.00	100.00	0%	300.00
Programs	5,976.75	4,001.00	25,000.00	24%	28,034.00
Vendor Fees	0.00	0.00	0.00	0%	1,500.00
Broadcast Rights	16,883.00	16,584.90	203,500.00	8%	176,679.90
YEA Management	13,795.70	6,762.60	27,591.00	50%	27,050.40
Revenue Share	0.00	0.00	0.00	0%	0.00
TOTAL ACTIVITIES	\$466,458.70	\$472,207.15	\$1,779,691.00	26%	\$1,778,772.71

IHSAA FINANCIAL STATEMENT @ 11/30/2025

TOTAL REVENUE	\$1,271,927.10	\$1,211,700.33	\$3,099,291.00	41%	\$3,147,344.33
EXPENSES					
<u>GENERAL</u>					
Publications	\$0.00	\$0.00	\$50.00	0%	\$0.00
Committees	3,131.71	4,276.69	5,000.00	63%	4,733.21
Board of Directors	26,251.67	27,560.77	65,000.00	40%	66,080.54
Office Supplies	2,899.72	4,602.75	7,500.00	39%	7,522.85
Repair & Maintenance	1,722.44	1,727.11	8,000.00	22%	5,893.46
Xerox Mntnce Agrmnt	185.71	176.25	6,000.00	3%	3,023.39
Printing	1,501.72	1,987.21	5,000.00	30%	4,852.21
Dues & Subscrip.	5,301.52	4,724.38	12,000.00	44%	9,659.57
Public Relations	980.00	490.00	5,000.00	20%	12,480.00
Miscellaneous	6,803.50	35,584.41	6,000.00	113%	39,134.81
Intern	0.00	577.50	0.00	0%	2,559.00
Equipment/Furniture	1,557.62	6,575.61	7,000.00	22%	2,749.52
Automobile	1,883.63	486.76	5,000.00	38%	2,205.61
Utilities	3,414.42	3,169.58	9,000.00	38%	9,375.08
Telephone/Internet	2,117.41	1,355.30	4,500.00	47%	3,899.28
Bank Charges/NSF Checks	67.84	84.80	300.00	23%	205.64
Travel	21,848.08	23,919.75	50,000.00	44%	47,589.05
Catastrophic Ins.	185,628.14	178,962.14	179,000.00	104%	178,962.14
Legal	2,668.50	2,753.94	13,000.00	21%	12,912.88
Accounting	11,800.00	11,100.00	11,500.00	103%	11,100.00
Postage	2,731.84	2,728.19	6,500.00	42%	5,519.57
Hall of Fame	24,887.59	28,496.15	25,000.00	100%	28,496.15
Insurance	0.00	0.00	16,500.00	0%	14,328.00
Website Expense	7,695.00	11,170.00	8,000.00	96%	11,185.00
TOTAL GEN. EXP.	\$315,078.06	\$352,509.29	\$454,850.00	69%	\$484,466.96
<u>PERSONNEL</u>					
Salaries	\$229,577.00	\$217,024.70	\$555,000.00	41%	\$511,306.22
Payroll Taxes	45,094.64	42,633.12	115,000.00	39%	100,454.12
Employee Benefits	43,879.95	35,312.30	110,000.00	40%	101,906.70
Contract Labor	2,850.00	3,538.33	8,000.00	36%	8,038.33
Education/Training	0.00	0.00	1,000.00	0%	0.00
TOTAL PERSONNEL	\$321,401.59	\$298,508.45	\$789,000.00	41%	\$721,705.37
<u>OFFICIALS</u>					
Rule Books	\$45,858.36	\$43,992.71	\$45,000.00	102%	\$46,469.23
Rules Clinics	22,484.38	25,987.32	27,000.00	83%	28,949.06
Background Checks	0.00	0.00	0.00	0%	0.00
Officials Training	1,250.00	900.00	2,500.00	50%	900.00
Officials Insurance	44,787.00	44,787.00	45,000.00	100%	44,787.00
TOTAL OFFICIALS	\$114,379.74	\$115,667.03	\$119,500.00	96%	\$121,105.29

IHSAA FINANCIAL STATEMENT @ 11/30/2025

PAGE TOTALS	\$750,859.39	\$766,684.77	\$1,363,350.00		\$1,327,277.62
EXPENSES CONT'D.					
TOTALS FORWARD	\$750,859.39	\$766,684.77	\$1,363,350.00		\$1,327,277.62
ACTIVITIES					
Referees/Judges	\$119,572.14	\$100,748.26	\$325,000.00	37%	\$322,521.29
Team Reimbursements	0.00	0.00	120,000.00	0%	88,435.19
On-Site Expenses	178,124.15	170,620.83	694,441.00	26%	793,907.93
Programs	0.00	2,086.42	10,000.00	0%	11,060.29
Awards	49,705.57	49,079.02	120,000.00	41%	119,271.36
Sweatshirts	74,034.64	64,649.98	270,000.00	27%	257,470.32
Milk/Milk Crew	0.00	0.00	11,500.00	0%	9,562.51
Interscholastic Star/SAC	9,468.80	10,264.57	30,000.00	32%	32,262.07
Sales Tax	7,760.83	5,150.12	80,000.00	10%	85,619.08
Pixellot Reimbursement	0.00	0.00	75,000.00	0%	59,906.47
TOTAL ACTIVITIES	\$438,666.13	\$402,599.20	\$1,735,941.00	25%	\$1,780,016.51
Amortization Expense					
Depreciation Expense					\$51,165.00
GRAND TOTAL EXP.	\$1,189,525.52	\$1,169,283.97	\$3,099,291.00	38%	\$3,158,459.13
TOTAL REVENUE	\$1,271,927.10	\$1,211,700.33	\$3,099,291.00	41%	\$3,147,344.33
TOTAL EXPENSES	\$1,189,525.52	\$1,169,283.97	\$3,099,291.00	38%	\$3,158,459.13
SURPLUS/LOSS	\$82,401.58	\$42,416.36	\$0.00		(\$11,114.80)

Officials November 2025

Sport	2025-26	2024-25	2023-24	2022-23
Football	459	476	407	356
Soccer	199	202	182	166
Volleyball	230	243	207	181
Swimming	73	56	N/A	N/A
Basketball	607	681	667	564
Wrestling	129	148	125	117
Baseball	90	244	205	187
Softball	65	205	193	179
Track	25	52	41	35
Total	1877	2307	2027	1785
Total Unique		1670	1502	1332

Nov. 2025

Proposal from the Track Proposal Review Committee

1. Objectives:
 - a. Review track proposals and make a recommendation to the IHSAA Board.
2. Nov. 4 agreements for Spring 2027 State Track
 - a. 1A will have its own classification.
 - i. 12 spots for representation in field events and running events
 - ii. 8 relay spots for representation
 - b. 2A, 3A & 4A representation will be.
 - i. 16 spots for representation in field events and running events
 - ii. 8 spots for representation in relays
 - c. 5A & 6A will expand their representation.
 - i. 24 spots for representation in field events and running events.
The 8 new spots will be assigned based on district meet times.
 - ii. 8 spots for representation in relays
 - d. Middleton: 1A (12 & 8), 2A (16 & 8), 3A (16 & 8)
 - e. Mountain View: 4A (16 & 8), 5A (24 & 8), 6A (24 & 8)
 - f. Relay spots go to district champions, and remaining spots will be assigned based on district meet times.

State Cross Country Financial Summary

	2021	2022	2023	2024	2025
	Eagle Island	Lewiston Orchards	Portneuf	Eagle Island	Lewiston Orchards
INCOME					
Admission	\$21,390.00	\$10,482.00	\$5,935.00	\$32,667.70	\$17,200.85
Program Sales	234.00	42.00	192.50	161.00	0.00
GROSS INCOME	<u>\$21,624.00</u>	<u>\$10,524.00</u>	<u>\$6,127.50</u>	<u>\$32,828.70</u>	<u>\$17,200.85</u>
EXPENSES					
On Site	\$18,510.35	\$13,003.58	\$9,564.50	\$29,124.60	\$20,211.41
Officials	0.00	571.15	405.00	0.00	0.00
Awards	8,433.36	6,052.88	9,756.08	9,457.11	9,457.40
Sales Tax	1,224.00	595.70	346.84	1,858.23	973.63
TOTAL EXPENSES	<u>\$28,167.71</u>	<u>\$20,223.31</u>	<u>\$20,072.42</u>	<u>\$40,439.94</u>	<u>\$30,642.44</u>
NET PROFIT / LOSS	-\$6,543.71	-\$9,699.31	-\$13,944.92	-\$7,611.24	-\$13,441.59

MaxPreps
Fall Seeding Review

FOOTBALL

2021 4A/3A/2A/1A DI brackets use rankings

1/4	25%	#1 seeds were champions
12/16	75%	Teams ranked 1-4 finished in the top 4
8/8	100%	Teams ranked 1-4 played in the championship game
4/4	100%	#1 seeds advanced to the semi-finals
3/4	75%	#2 seeds advanced to the semi-finals

2022 4A/3A/2A/1A DI brackets use rankings

1/4	25%	#1 seeds were champions
15/16	94%	Teams ranked 1-4 finished in the top 4
8/8	100%	Teams ranked 1-4 played in championship game
4/4	100%	#1 seeds advanced to the semi-finals
4/4	100%	#2 seeds advanced to the semi-finals
4/4	100%	#3 seeds advanced to the semi-finals
3/4	75%	#4 seeds advanced to the semi-finals
1/4	25%	#5 seeds advanced to the semi-finals

2023 4A/3A/2A/1A DI brackets use rankings

2/4	25%	#1 seeds were champions
12/16	75%	Teams ranked 1-4 finished in the top 4 – 4 other teams that advanced were the #5 seed
8/8	100%	Teams ranked 1-4 played in championship game
4/4	100%	#1 seeds advanced to the semi-finals
4/4	100%	#2 seeds advanced to the semi-finals
4/4	100%	#3 seeds advanced to the semi-finals
0/4	0%	#4 seeds advanced to the semi-finals
4/4	100%	#5 seeds advanced to the semi-finals

Point Differential by rounds

	5A	4A	3A	2A	1A DI	1A DII	Overall	
Play-in Round	14.5	25.5	24.3	23.3	29.5	30	25.50	29 games
Quarterfinals	9.5	28.25	17.55	28.25	37.5	61.75	30.50	24 games
Semifinals	3.5	7	12.5	18	32	58.5	21.92	12 games
Championship	7	3	36	28	14	68	31.2	6 games

2024 5A/4A/3A/2A/1A brackets use rankings

2/5	40%	#1 seed champions	1/5	20%	#2 seed champions	2/5	40%	#3 seed champions
17/20	85%	Teams ranked 1-4 finished in the top 4 – 3 other teams that advanced were the #5 seeds						
10/10	100%	Teams ranked 1-4 played in championship game						*Eagle #5 – 6A didn't rank brackets
5/5	100%	#1 seeds advanced to the semi-finals						
5/5	100%	#2 seeds advanced to the semi-finals						
5/5	100%	#3 seeds advanced to the semi-finals						
2/5	40%	#4 seeds advanced to the semi-finals						
3/5	60%	#5 seeds advanced to the semi-finals						

Point Differential by rounds

	6A	5A	4A	3A	2A	1A	Overall	
Play-in Round	16.75	27.5	16.75	23	26.75	25	22.625	28 games
Quarterfinals	19.75	15.5	29	11.75	34.75	44	25.791	24 games
Semifinals	8.5	20.5	23.5	25	27	50.5	25.833	12 games
Championship	20	23	14	21	36	14	21.333	6 games

2025 5A/4A/3A/2A/1A brackets use rankings

2/5	40%	#1 seed champions	1/5	20%	#2 seed champion	1/5	20%	#3 seed champion
1/5	20%	#6 seed champion						
17/20	85%	Teams ranked 1-4 finished in the top 4 – 3 teams that advanced were one #5 seeds & two #6						
9/10	90%	Teams ranked 1-4 played in championship game *Nampa Christian #6 brackets						
5/5	100%	#1 seeds advanced to the semi-finals						
5/5	100%	#2 seeds advanced to the semi-finals						
3/5	60%	#3 seeds advanced to the semi-finals						
4/5	80%	#4 seeds advanced to the semi-finals						
1/5	20%	#6 seeds advanced to the semi-finals						

Point Differential by rounds

	6A	5A	4A	3A	2A	1A	Overall	
Play-in Round	25.25	21.25	18	21.25	41	30	26.125	28 games
Quarterfinals	15.25	19	28.25	14.25	44.5	24	24.20	24 games
Semifinals	12.5	12	8.5	9	51	15	18	12 games
Championship	35	17	8	6	28	20	19	6 games

4A CLASSIFICATION / 5A CLASSIFICATION**2021****4A**

<i>Finish</i>	<i>Ranking</i>		<i>Ranking</i>
1) Skyline	#3		
2) Sandpoint	#1		
3) Blackfoot	#10	3) Pocatello	#2

2022**4A**

<i>Finish</i>	<i>Ranking</i>		<i>Ranking</i>
1) Skyline	#2		
2) Bishop Kelly	#1		
3) Sandpoint	#3	3) Minico	#4

2023**4A**

<i>Finish</i>	<i>Ranking</i>		<i>Ranking</i>
1) Bishop Kelly	#2		
2) Hillcrest	#1		
3) Pocatello	#3	3) Skyline	#5

2024**5A**

<i>Finish</i>	<i>Ranking</i>		<i>Ranking</i>
1) Hillcrest	#2		
2) Skyline	#1		
3) Lakeland	#3	3) Minico	#5

2025

5A

<i>Finish</i>	<i>Ranking</i>		<i>Ranking</i>
1) Bishop Kelly	#2		
2) Hillcrest	#1		
3) Skyline	#3	3) Twin Falls	#4

3A CLASSIFICATION / 4A CLASSIFICATION

2021

3A

<i>Finish</i>	<i>Ranking</i>		<i>Ranking</i>
1) Weiser	#3		
2) Sugar-Salem	#4		
3) Homedale	#1	3) Gooding	#2

2022

3A

<i>Finish</i>	<i>Ranking</i>		<i>Ranking</i>
1) Sugar-Salem	#1		
2) Homedale	#2		
3) Weiser	#3	3) Teton	#4

2023

3A

<i>Finish</i>	<i>Ranking</i>		<i>Ranking</i>
1) Sugar-Salem	#1		
2) Teton	#3		
3) Homedale	#2	3) Weiser	#5

2024

4A

<i>Finish</i>	<i>Ranking</i>		<i>Ranking</i>
1) Sugar-Salem	#1		
2) Homedale	#2		
3) Weiser	#3	3) Kimberly	#4

2025

4A

<i>Finish</i>	<i>Ranking</i>		<i>Ranking</i>
1) Homedale	#3		
2) Kimberly	#4		
3) Fruitland	#1	3) Sugar-Salem	#2

2A CLASSIFICATION / 3A CLASSIFICATION

2021

2A

<i>Finish</i>	<i>Ranking</i>		<i>Ranking</i>
1) West Side	#1		
2) Firth	#3		
3) North Fremont	#2	3) Bear Lake	#7

2022

2A

<i>Finish</i>	<i>Ranking</i>		<i>Ranking</i>
1) Bear Lake	#2		
2) Firth	#3		
3) West Side	#1	3) Aberdeen	#4

2023

2A

<i>Finish</i>	<i>Ranking</i>		<i>Ranking</i>
1) West Side	#3		
2) Declo	#1		
3) North Fremont	#2	3) Melba	#5

2024

3A

<i>Finish</i>	<i>Ranking</i>		<i>Ranking</i>
1) West Side	#3		
2) Declo	#1		
3) Aberdeen	#2	3) Firth	#5

2025

3A

<i>Finish</i>	<i>Ranking</i>		<i>Ranking</i>
1) Nampa Christian	#6		
2) Ririe	#1		
3) West Side	#2	3) Aberdeen	#5

1A DI CLASSIFICATION / 2A CLASSIFICATION

2021

1A DI

<i>Finish</i>	<i>Ranking</i>		<i>Ranking</i>
1) Oakley	#2		
2) Raft River	#1		
3) Lapwai	#10	3) Butte County	#8

2022

1A DI

<i>Finish</i>	<i>Ranking</i>		<i>Ranking</i>
1) Oakley	#2		
2) Grace	#3		
3) Carey	#1	3) Kamiah	#5

2023

1A DI

<i>Finish</i>	<i>Ranking</i>		<i>Ranking</i>
1) Butte County	#2		
2) Oakley	#1		
3) Logos	#3	3) Grace	#5

2024

2A

<i>Finish</i>	<i>Ranking</i>		<i>Ranking</i>
1) Kendrick	#3		
2) Butte County	#1		
3) Logos	#2	3) Hagerman	#4

2025

2A

<i>Finish</i>	<i>Ranking</i>		<i>Ranking</i>
1) Kendrick	#1		
2) Logos	#3		
3) Kamiah	#2	3) Grace	#4

1A CLASSIFICATION

2024 (started using rankings)

1A

<i>Finish</i>	<i>Ranking</i>		<i>Ranking</i>
1) Carey	#1		
2) Dietrich	#2		
3) Tri-Valley	#3	3) Garden Valley	#5

2025

1A

<i>Finish</i>	<i>Ranking</i>		<i>Ranking</i>
1) Carey	#5		
2) Tri-Valley	#2		
3) Council	#1	3) Wallace	#6

Golf Financial Summary

	2023 - Spring	2023 - Fall	2024 - Spring	2024 - Fall	2025 - Spring	2025 - Fall
Income						
Gate receipts	\$0.00	\$0.00	\$0.00	\$0.00	\$0.00	\$0.00
GROSS INCOME	\$0.00	\$0.00	\$0.00	\$0.00	\$0.00	\$0.00
Expenses						
On-site expense	\$6,091.00	\$5,519.46	\$5,883.53	\$5,766.21	\$5,821.08	\$9,275.50
Awards	3,424.22	3,665.55	3,715.03	3,545.99	3,545.99	3,545.95
Sales tax	0.00	0.00	0.00	0.00	0.00	0.00
TOTAL EXPENSES	\$9,515.22	\$9,185.01	\$9,598.56	\$9,312.20	\$9,367.07	\$12,821.45
NET PROFIT/LOSS	-\$9,515.22	-\$9,185.01	-\$9,598.56	-\$9,312.20	-\$9,367.07	-\$12,821.45
Difference		\$330.21	-\$413.55	\$286.36	-\$54.87	-\$3,454.38

Soccer Financial Summary

6A	2020	2021	2022	2023	2024	2025
	CdA/Post Falls	Eagle/Rocky Mtn	Bonneville/Hillcrest	Eagle/Rocky Mtn	CDA/Sandpoint	Eagle/Rocky
Income						
Ticket Sales	\$14,037.00	\$26,889.87	\$13,158.43	\$32,395.10	\$9,305.80	\$44,290.60
Tournament Passes			\$17,663.00	\$26,940.50	\$23,174.00	\$21,410.00
Program Sales	133.00	762.00	601.50	542.00	387.00	513.75
GROSS INCOME	\$14,170.00	\$27,651.87	\$31,422.93	\$59,877.60	\$32,866.80	\$66,214.35
Expenses						
On Site	\$6,977.65	\$12,717.61	\$8,244.70	\$15,406.23	\$9,291.84	\$18,080.32
Awards	1,716.35	1,758.75	1,725.00	2,035.79	1,976.01	1,975.99
Officials	6,510.11	7,108.02	8,536.64	8,304.06	12,801.25	12,331.40
Sales Tax	802.08	1,565.20	1,778.66	3,389.30	1,860.38	3,747.98
TOTAL EXPENSES	\$16,006.19	\$23,149.58	\$20,285.00	\$29,135.38	\$25,929.48	\$36,135.69
NET PROFIT/LOSS	-\$1,836.19	\$4,502.29	\$11,137.93	\$30,742.22	\$6,937.32	\$30,078.66

5A	2020	2021	2022	2023	2024	2025
	Idaho Falls	Caldwell	Real Life, PF	Caldwell	Bonneville/Hillcrest	Columbia/Middleton
Income						
Ticket Sales	\$18,763.00	\$25,973.08	\$10,323.66	\$7,585.45	\$19,586.55	\$25,972.25
Program Sales	325.50	510.00	256.50	417.50	294.50	477.50
GROSS INCOME	\$19,088.50	\$26,483.08	\$10,580.16	\$8,002.95	\$19,881.05	\$26,449.75
Expenses						
On Site	\$5,573.47	\$6,672.07	\$5,550.89	\$13,656.35	\$9,218.34	\$18,404.35
Awards	1,716.35	1,758.75	1,725.00	2,035.79	1,976.01	1,975.99
Officials	6,510.10	7,108.01	7,761.29	8,304.04	10,081.07	11,836.11
Sales Tax	1,080.48	1,499.04	598.88	453.00	1,125.34	1,497.16
TOTAL EXPENSES	\$14,880.40	\$17,037.87	\$15,636.06	\$24,449.18	\$22,400.76	\$33,713.61
NET PROFIT/LOSS	\$4,208.10	\$9,445.21	-\$5,055.90	-\$16,446.23	-\$2,519.71	-\$7,263.86

4A	2020	2021	2022	2023	2024	2025
	Real Life, PF	Vallivue	Twin Falls	Vallivue	Real Life, PF	Owyhee/Meridian
Income						
Ticket Sales	\$12,774.00	\$21,941.58	\$18,608.00	\$11,969.85	\$10,578.85	\$18,276.90
Program Sales	315.00	385.00	0.00	246.50	0.00	265.00
GROSS INCOME	\$13,089.00	\$22,326.58	\$18,608.00	\$12,216.35	\$10,578.85	\$18,541.90
Expenses						
On Site	\$2,728.25	\$6,132.07	\$7,527.95	\$9,615.84	\$5,412.53	\$12,329.96
Awards	1,716.35	1,758.75	1,725.00	2,035.79	1,976.01	1,975.99
Officials	6,510.10	7,108.01	9,467.60	8,304.04	12,617.22	11,897.55
Sales Tax	740.89	1,263.77	1,053.28	691.49	598.80	1,049.54
TOTAL EXPENSES	\$11,695.59	\$16,262.60	\$19,773.83	\$20,647.16	\$20,604.56	\$27,253.04
NET PROFIT/LOSS	\$1,393.41	\$6,063.98	-\$1,165.83	-\$8,430.81	-\$10,025.71	-\$8,711.14

TOTAL ON SITE	\$15,279.37	\$25,521.75	\$21,323.54	\$38,678.42	\$23,922.71	\$48,814.63
---------------	-------------	-------------	-------------	-------------	-------------	-------------

Soccer Financial Summary

2025 SOCCER PLAY-IN GAMES

	Lewiston	McCall-Donnelly	Canyon Ridge	TOTAL
Income				
Ticket Sales	\$2,546.40	\$458.75	\$871.65	\$3,876.80
Expenses				
On Site	980.00	205.00	240.00	\$1,425.00
Officials	782.04	416.00	216.00	\$1,414.04
Sales Tax	<u>144.14</u>	<u>25.97</u>	<u>49.34</u>	\$219.44
TOTAL EXPENSES	\$1,906.18	\$646.97	\$505.34	\$3,058.48
NET PROFIT/LOSS	\$640.22	-\$188.22	\$366.31	\$818.32

PLAY-IN TOTALS:

Income	
Ticket Sales	\$3,876.80
Expenses	
Onsite	\$1,425.00
Officials	1,414.04
Sales Tax	<u>219.44</u>
TOTAL EXPENSES	\$3,058.48
NET PROFIT/LOSS	\$818.32

Total 6A/5A/4A Profit/Loss (does not include play-in games):

Current year:	\$14,103.66
Previous year:	-\$5,608.11
2 years ago:	\$5,865.18
3 years ago:	\$4,916.20
4 years ago:	\$20,011.48
5 years ago:	\$3,765.33

MaxPreps
Fall Seeding Review
SOCCER

TALKING POINTS

- 2025 Games not entered – 629 Games Played - Girls; 0 Boys; 0

2021 TOURNAMENT

2/6 33% #1 seeds were champions
14/24 58% Teams ranked 1-4 finished in the top 4
5/6 83% #1 seeds advanced to the semi-finals
4/6 67% #2 seeds advanced to the semi-finals

2022 TOURNAMENT

3/6 50% #1 seeds were champions
20/24 83% Teams ranked 1-4 finished in the top 4
4/6 67% #1 seeds advanced to the semi-finals
5/6 83% #2 seeds advanced to the semi-finals

2023 TOURNAMENT

3/6 50% #1 seeds were champions
17/24 71% Teams ranked 1-4 finished in the top 4
5/6 83% #1 seeds advanced to the semi-finals
4/6 67% #2 seeds advanced to the semi-finals
Round 1 – 18/24 75% of the higher ranked teams advanced – 6 low seed wins, 2 were by 1 goal, 4 went to PK's

2024 TOURNAMENT

3/6 50% #1 seeds were champions
2/6 33% #2 seeds were champions
1/6 17% #3 seed was champion
17/24 71% Teams ranked 1-4 finished in the top 4
6/6 100% #1 seeds advanced to the semi-finals
6/6 100% #2 seeds advanced to the semi-finals
Round 1 – 20/24 83% of the higher ranked teams advanced – 4 low seed wins, 3 were by 1 goal

2025 TOURNAMENT

3/6 50% #1 seeds were champions
1/6 17% #2 seed was champion
1/6 17% #5 seed was champion
1/6 17% #6 seed was champion
15/24 63% Teams ranked 1-4 finished in the top 4
5/6 83% #1 seeds advanced to the semi-finals
5/6 83% #2 seeds advanced to the semi-finals
Round 1 – 17/24 71% of the higher ranked teams advanced
7 low seed wins, 2 were PK's – 2 were by 1 goal – 3 were by 2 goals

2021 TOURNAMENT

Girls Overall Records by Seeding

1 Seed – 7-2	.777
2 Seed – 7-2	.777
3 Seed – 5-4	.555
4 Seed – 4-4	.500
5 Seed – 5-4	.555
6 Seed – 0-6	.000
7 Seed – 3-6	.333
8 Seed – 1-6	.142

Boys Overall Records by Seeding

1 Seed – 7-2	.777
2 Seed – 7-2	.777
3 Seed – 6-3	.666
4 Seed – 5-4	.555
5 Seed – 1-6	.142
6 Seed – 2-6	.250
7 Seed – 2-5	.285
8 Seed – 3-5	.375

2022 TOURNAMENT

Girls Overall Records by Seeding

1 Seed – 7-2	.777
2 Seed – 7-2	.777
3 Seed – 5-4	.555
4 Seed – 4-4	.500
5 Seed – 5-4	.555
6 Seed – 0-6	.000
7 Seed – 3-6	.333
8 Seed – 1-6	.142

Boys Overall Records by Seeding

1 Seed – 7-2	.777
2 Seed – 7-2	.777
3 Seed – 6-3	.666
4 Seed – 5-4	.555
5 Seed – 1-6	.142
6 Seed – 2-6	.250
7 Seed – 2-5	.285
8 Seed – 3-5	.375

2023 TOURNAMENT

Girls 1st Round Records by Seeding

1 Seed – 7-2	.777
2 Seed – 5-4	.555
3 Seed – 5-3	.625
4 Seed – 6-3	.666
5 Seed – 2-6	.250
6 Seed – 4-5	.444
7 Seed – 2-5	.285
8 Seed – 0-6	.000

Boys 1st Round Records by Seeding

1 Seed – 6-2	.750
2 Seed – 5-4	.555
3 Seed – 3-4	.429
4 Seed – 6-2	.750
5 Seed – 3-5	.375
6 Seed – 4-4	.500
7 Seed – 3-6	.333
8 Seed – 3-5	.375

2024 TOURNAMENT

Girls Overall Records by Seeding

1 Seed – 7-2	.777
2 Seed – 6-3	.666
3 Seed – 6-3	.666
4 Seed – 4-5	.444
5 Seed – 4-5	.444
6 Seed – 6-3	.666
7 Seed – 0-6	.000
8 Seed – 0-6	.000

Boys Overall Records by Seeding

1 Seed – 7-2	.777
2 Seed – 8-1	.888
3 Seed – 3-5	.375
4 Seed – 5-4	.555
5 Seed – 2-6	.250
6 Seed – 4-5	.444
7 Seed – 2-5	.285
8 Seed – 2-5	.285

2025 TOURNAMENT

Girls Overall Records by Seeding

1 Seed – 8-1	.888
2 Seed – 3-5	.375
3 Seed – 4-5	.444
4 Seed – 3-5	.375
5 Seed – 7-2	.777
6 Seed – 5-4	.555
7 Seed – 1-6	.142
8 Seed – 1-6	.142

Boys Overall Records by Seeding

1 Seed – 5-3	.625
2 Seed – 6-3	.666
3 Seed – 5-4	.555
4 Seed – 5-4	.555
5 Seed – 4-5	.444
6 Seed – 4-4	.500
7 Seed – 1-6	.142
8 Seed – 2-5	.285

Girls Soccer**5A/6A****Boys Soccer****2021**5A Girls

Finish	Ranking
1) Lake City	#4
2) Boise	#3
3) Rocky Mt.	#2
4) Timberline	#5

5A Boys

Finish	Ranking
1) Timberline	#2
2) Boise	#5
3) Rocky Mt.	#6
4) Borah	#3

20225A Girls – 7 top ranked teams in tournament

Finish	Ranking
1) Boise	#2
2) Centennial	#5
3) Lake City	#1
4) Eagle	#4

5A Boys – 7 teams ranked in top 9

Finish	Ranking
1) Timberline	#1
2) Boise	#2
3) Thunder Ridge	#3
4) Coeur d'Alene	#4

20235A Girls – top 6 teams in tournament (10,14)

Finish	Ranking
1) Owyhee	#3
2) Boise	#1
3) Eagle	#4
4) Mt. View	#6

5A Boys – top 5 teams in tournament (9,10,11)

Finish	Ranking
1) Timberline	#3
2) Rocky Mt.	#4
3) Boise	#2
4) Lake City	#5

2024 – 6A6A Girls – top 6 teams in tournament (9,15)

Finish	Ranking
1) Rocky Mountain	#1
2) Boise	#2
3) Owyhee	#3
4) Lake City	#6

6A Boys – top 6 teams in tournament (9,11)

Finish	Ranking
1) Boise	#2
2) Rocky Mt.	#1
3) Owyhee	#6
4) Mountain View	#7

2025 – 6A6A Girls – 6 of top 7 teams in tournament (9,17)

Finish	Ranking
1) Timberline	#1
2) Rocky Mt.	#2
3) Owyhee	#5
4) Highland	#6

6A Boys – 8 of top 10 teams in tournament (6,7)

Finish	Ranking
1) Caldwell	#6
2) Borah	#4
3) Boise	#8
4) Mountain View	#3

Girls Soccer**4A/5A****Boys Soccer****2021**4A Girls

Finish	Ranking
1) Twin Falls	#1
2) Vallivue	#6
3) Skyline	#2
4) Moscow	#7

4A Boys

Finish	Ranking
1) Bishop Kelly	#4
2) Sandpoint	#3
3) Jerome	#1
4) Canyon Ridge	#6

20224A Girls - 7 teams ranked in top 9

Finish	Ranking
1) Bishop Kelly	#1
2) Twin Falls	#3
3) Pocatello	#4
4) Vallivue	#7

4A Boys - 8 teams were ranked in top 9

Finish	Ranking
1) Caldwell	#2
2) Bishop Kelly	#8
3) Blackfoot	#4
4) Sandpoint	#1

20234A Girls - 8 teams ranked in top 9

Finish	Ranking
1) Sandpoint	#4
2) Bishop Kelly	#2
3) Pocatello	#1
4) Idaho Falls	#7

4A Boys – top 7 teams in tournament (10)

Finish	Ranking
1) Wood River	#1
2) Sandpoint	#6
3) Bishop Kelly	#4
4) Idaho Falls	#8

2024 – 5A5A Girls – 6 of top 8 qualified (12,13)

Finish	Ranking
1) Pocatello	#3
2) Sandpoint	#4
3) Lewiston	#2
4) Twin Falls	#6

5A Boys – 7 of top 8 qualified (17)

Finish	Ranking
1) Vallivue	#2
2) Wood River	#1
3) Blackfoot	#4
4) Moscow	#8

2025 – 5A5A Girls – 8 of top 10 qualified (7,8)

Finish	Ranking
1) Moscow	#5
2) Vallivue	#6
3) Hillcrest	#1
4) Skyline	#3

5A Boys – 7 of top 9 qualified (12)

Finish	Ranking
1) Wood River	#2
2) Vallivue	#1
3) Twin Falls	#4
4) Blackfoot	#5

Girls Soccer**3A/4A****Boys Soccer****2021**3A Girls

<i>Finish</i>	<i>Ranking</i>
1) Fruitland	#1
2) Sun Valley	#6
3) Sugar-Salem	#5
4) CDA Charter	#2

3A Boys

<i>Finish</i>	<i>Ranking</i>
1) Sugar-Salem	#3
2) McCall-Donnelly	#5
3) Teton	#7
4) American Falls	#2

20223A Girls – 6 teams ranked in top 8

<i>Finish</i>	<i>Ranking</i>
1) Sun Valley	#2
2) Fruitland	#4
3) American Falls	#3
4) CDA Charter	#1

3A Boys – all teams ranked in top 10

<i>Finish</i>	<i>Ranking</i>
1) Sugar-Salem	#3
2) Wendell	#1
3) American Falls	#7
4) McCall-Donnelly	#2

20233A Girls – 8 teams ranked in top 10

<i>Finish</i>	<i>Ranking</i>
1) Sugar-Salem	#1
2) Kimberly	#2
3) Marsh Valley	#3
4) Sun Valley	#5

3A Boys – 6 of top 7 teams qualified (9,16)

<i>Finish</i>	<i>Ranking</i>
1) Sugar-Salem	#1
2) Sun Valley	#2
3) American Falls	#6
4) Wendell	#4

2024 – 4A4A Girls – 8 teams ranked in top 10

<i>Finish</i>	<i>Ranking</i>
1) Sugar-Salem	#1
2) Buhl	#7
3) Fruitland	#2
4) Marsh Valley	#5

4A Boys – 5 of top 6 teams qualified (9, 10, 14)

<i>Finish</i>	<i>Ranking</i>
1) Wendell	#1
2) CDA Charter	#2
3) Teton	#3
4) Sun Valley	#4

2025 – 4A4A Girls – 6 of top 7 (12,19)

<i>Finish</i>	<i>Ranking</i>
1) Sugar-Salem	#1
2) Marsh Valley	#3
3) Fruitland	#5
4) Sun Valley	#4

4A Boys – 7 of top 8 teams qualified (12)

<i>Finish</i>	<i>Ranking</i>
1) CDA Charter	#1
2) McCall-Donnelly	#3
3) Wendell	#2
4) Teton	#5

Swimming Financial Summary

	2021	2022	2023	2024	2025
	West YMCA	West YMCA	West YMCA	West YMCA	ICAC
Income					
Gate receipts	\$0.00	\$13,826.50	\$12,550.15	\$17,580.45	\$16,902.90
Programs	0.00	1,251.00	1,637.00	1,903.00	1,722.00
GROSS INCOME	\$0.00	\$15,077.50	\$14,187.15	\$19,483.45	\$18,624.90
Expenses					
On-site expense	\$7,938.27	\$10,796.78	\$10,619.30	\$10,204.58	\$12,385.82
Officials	1,427.85	1,700.00	2,698.66	3,850.00	5,676.45
Awards	4,627.96	3,611.85	5,419.47	5,302.98	5,243.81
Sales tax	0.00	853.44	803.05	1,102.84	1,054.24
TOTAL EXPENSES	\$13,994.08	\$16,962.07	\$19,540.48	\$20,460.40	\$24,360.32
NET PROFIT/LOSS	-\$13,994.08	-\$1,884.57	-\$5,353.33	-\$976.95	-\$5,735.42

Volleyball Financial Summary

6A	2020 Skyline	2021 Coeur d'Alene	2022 Skyline	2023 Lake City	2024 Mtn America, IF	2025 Capital
Income						
Ticket Sales	\$2,910.00	\$7,000.85	\$8,228.00	\$10,094.60	\$37,512.60	\$17,356.25
Tournament Passes			\$20,030.00	\$25,625.00	\$11,139.00	\$9,453.00
Program Sales	155.00	420.00	306.00	247.50	373.50	157.50
GROSS INCOME	\$3,065.00	\$7,420.85	\$28,564.00	\$35,967.10	\$49,025.10	\$26,966.75
Expenses						
On Site	\$2,743.47	\$5,523.08	\$3,074.37	\$5,930.11	\$39,446.53	\$7,591.00
Awards	807.72	828.92	591.45	958.68	1,857.58	928.78
Officials	2,691.53	4,875.00	4,343.84	5,604.91	11,111.60	5,151.73
Sales Tax	173.49	420.05	1,616.83	2,035.87	2,775.01	1,526.42
TOTAL EXPENSES	\$6,416.21	\$11,647.05	\$9,626.49	\$14,529.57	\$55,190.72	\$15,197.93
PROFIT/LOSS	-\$3,351.21	-\$4,226.20	\$18,937.51	\$21,437.53	-\$6,165.62	\$11,768.82

5A	2020 Kimberly	2021 Post Falls	2022 Thunder Ridge	2023 Post Falls	2024 Mtn America, IF	2025 Timberline
Income						
Ticket Sales	\$2,955.00	\$10,980.33	\$4,410.00	\$8,002.90	SEE 6A	\$9,828.50
Program Sales	175.00	301.50	306.00	297.00		301.50
GROSS INCOME	\$3,130.00	\$11,281.83	\$4,716.00	\$8,299.90	\$0.00	\$10,130.00
Expenses						
On Site	\$2,305.73	\$3,351.97	\$2,542.46	\$4,921.85		\$5,798.17
Awards	807.72	828.92	591.45	958.68		928.78
Officials	2,691.53	4,874.98	4,343.30	5,604.91		5,505.52
Sales Tax	177.17	638.59	266.94	469.81	0.00	573.40
TOTAL EXPENSES	\$5,982.15	\$9,694.46	\$7,744.15	\$11,955.25	\$0.00	\$12,805.87
PROFIT/LOSS	-\$2,852.15	\$1,587.37	-\$3,028.15	-\$3,655.35	\$0.00	-\$2,675.87

4A	2020 Twin Falls	2021 Lake City	2022 Hillcrest	2023 Coeur d'Alene	2024 Lake City	2025 Mtn America, IF
Income						
Ticket Sales	\$2,550.00	\$9,891.33	\$7,873.50	\$3,023.30	\$3,380.55	\$10,770.50
Program Sales	178.50	408.00	306.00		315.00	
GROSS INCOME	\$2,728.50	\$10,299.33	\$8,179.50	\$3,023.30	\$3,695.55	\$10,770.50
Expenses						
On Site	\$2,624.10	\$3,381.38	\$2,982.46	\$4,760.17	\$7,971.49	\$19,876.99
Awards	786.10	807.29	570.68	958.68	928.79	928.78
Officials	2,691.53	4,874.98	4,343.29	5,604.90	3,566.64	5,621.76
Sales Tax	154.44	582.98	462.99	171.13	209.18	609.65
TOTAL EXPENSES	\$6,256.17	\$9,646.63	\$8,359.42	\$11,494.88	\$12,676.10	\$27,037.18
PROFIT/LOSS	-\$3,527.67	\$652.70	-\$179.92	-\$8,471.58	-\$8,980.55	-\$16,266.68

Volleyball Financial Summary

3A	2020 Buhl	2021 Lakeland	2022 Shelley	2023 Lakeland	2024 U of I	2025 Mtn America, IF
Income						
Ticket Sales	\$2,985.00	\$7,593.83	\$8,188.85	\$5,218.80	\$6,154.36	\$10,770.50
Program Sales	<u>170.00</u>	<u>390.00</u>	<u>0.00</u>	<u>306.00</u>	<u>0.00</u>	
GROSS INCOME	\$3,155.00	\$7,983.83	\$8,188.85	\$5,524.80	\$6,154.36	\$10,770.50
Expenses						
On Site	\$2,438.29	\$4,063.78	\$2,102.46	\$4,298.00	\$15,588.63	\$19,759.99
Awards	786.10	807.29	570.68	958.68	928.79	928.78
Officials	2,691.53	4,874.98	4,343.29	5,604.90	3,904.58	5,225.75
Sales Tax	<u>178.58</u>	<u>451.91</u>	<u>463.52</u>	<u>312.72</u>	<u>348.36</u>	<u>609.65</u>
TOTAL EXPENSES	\$6,094.50	\$10,197.96	\$7,479.95	\$11,174.30	\$20,770.36	\$26,524.17
PROFIT/LOSS	-\$2,939.50	-\$2,214.13	\$708.90	-\$5,649.50	-\$14,616.00	-\$15,753.67
2A	2020 Jerome	2021 LCSC	2022 Madison	2023 LCSC	2024 Jerome	2025 Post Falls
Income						
Ticket Sales	\$1,335.00	\$9,954.83	\$6,915.15	\$6,680.60	\$9,960.30	\$5,572.85
Program Sales	<u>133.00</u>	<u>330.00</u>	<u>369.00</u>	<u></u>	<u>391.50</u>	<u>369.00</u>
GROSS INCOME	\$1,468.00	\$10,284.83	\$7,284.15	\$6,680.60	\$10,351.80	\$5,941.85
Expenses						
On Site	\$1,908.28	\$5,053.86	\$2,457.18	\$3,823.46	\$3,621.86	\$5,679.33
Awards	786.10	807.29	570.68	958.68	928.79	928.78
Officials	2,691.53	4,065.28	4,343.29	5,749.09	4,261.63	5,868.89
Sales Tax	<u>83.09</u>	<u>582.16</u>	<u>412.31</u>	<u>378.15</u>	<u>585.95</u>	<u>336.33</u>
TOTAL EXPENSES	\$5,469.00	\$10,508.59	\$7,783.46	\$10,909.38	\$9,398.23	\$12,813.33
PROFIT/LOSS	-\$4,001.00	-\$223.76	-\$499.31	-\$4,228.78	\$953.57	-\$6,871.48
1A	2020 Burley	2021 Lewiston	2022 Madison	2023 Lewiston	2024 Canyon Ridge	2025 Coeur d'Alene
Program Sales	\$2,505.00	\$9,188.83	\$5,203.00	\$4,406.07	\$7,445.55	\$5,386.20
	<u>175.00</u>	<u>432.00</u>	<u>0.00</u>	<u>252.00</u>	<u>391.50</u>	<u>301.50</u>
GROSS INCOME	\$2,680.00	\$9,620.83	\$5,203.00	\$4,658.07	\$7,837.05	\$5,687.70
Expenses						
On Site	\$1,823.28	\$3,011.83	\$2,457.18	\$3,881.09	\$5,112.62	\$6,246.70
Awards	786.10	807.29	570.68	958.68	928.79	928.78
Officials	2,691.53	4,065.28	4,337.29	5,749.09	4,261.63	6,259.69
Sales Tax	<u>151.70</u>	<u>544.58</u>	<u>294.51</u>	<u>263.66</u>	<u>443.61</u>	<u>321.95</u>
TOTAL EXPENSES	\$5,452.61	\$8,428.98	\$7,659.66	\$10,852.52	\$10,746.65	\$13,757.12
PROFIT/LOSS	-\$2,772.61	\$1,191.85	-\$2,456.66	-\$6,194.45	-\$2,909.60	-\$8,069.42
TOTAL ON SITE	\$13,843.15	\$24,385.90	\$15,616.11	\$27,614.68	\$71,741.13	\$64,952.18

Volleyball Financial Summary

2025 VOLLEYBALL PLAY-IN GAMES

	Payette	Lewiston	Pocatello	Canyon Ridge	Weiser	Totals
Income						
Ticket Sales	\$640.25	\$456.85	\$1,604.00	\$1,276.10	\$682.70	\$4,659.90
Expenses						
On Site	175.00	230.00	470.00	530.00	273.00	\$1,678.00
Officials	312.20	295.40	626.80	638.60	487.60	2,360.60
Sales Tax	36.24	25.86	90.79	72.23	38.64	263.77
TOTAL EXPENSES	\$211.24	\$255.86	\$560.79	\$602.23	\$311.64	\$1,941.77
NET PROFIT/LOSS	\$429.01	\$200.99	\$1,043.21	\$673.87	\$371.06	

PLAY-IN TOTALS:

Income	
Ticket Sales	\$4,659.90
Expenses	
On Site	\$1,678.00
Officials	2,360.60
Sales Tax	263.77
TOTAL EXPENSES	\$4,302.37
NET PROFIT/LOSS	\$357.53

State Volleyball Profit / Loss Comparison (does not include play-in games):

Current year:	-\$37,868.29
Previous year:	-\$31,718.20
2 years ago:	-\$6,762.14
3 years ago:	\$13,482.37
4 years ago:	-\$3,232.17
5 years ago:	-\$16,671.54

MaxPreps
Fall Seeding Review
VOLLEYBALL

2021

5/6	83%	#1 seeds were champions
20/24	83%	teams ranked 1-4 finished in the top 4
6/6	100%	#1 seeds advanced to the semi-finals
5/6	83%	#2 seeds advanced to the semi-finals

2022

6/6	100%	#1 seeds were champions
21/24	88%	teams ranked 1-4 finished in the top 4
6/6	100%	#1 seeds advanced to the semi-finals
5/6	83%	#2 seeds advanced to the semi-finals

1st Round by Seed

1 Seed	6-0
2 Seed	5-1
3 Seed	4-2
4 Seed	4-2
5 Seed	2-4
6 Seed	2-4
7 Seed	1-5
8 Seed	0-6

Overall Record by Seed

1 Seed	24-0
2 Seed	15-12
3 Seed	14-12
4 Seed	11-12
5 Seed	6-12
6 Seed	7-12
7 Seed	4-12
8 Seed	2-12

2023

3/6	50%	#1 seeds were champions
21/24	88%	teams ranked 1-4 finished in the top 4
6/6	100%	#1 seeds advanced to the semi-finals
4/6	67%	#2 seeds advanced to the semi-finals

1st Round Record by Seed

1 Seed	6-0
2 Seed	4-2
3 Seed	6-0
4 Seed	5-1
5 Seed	1-5
6 Seed	0-6
7 Seed	2-4
8 Seed	0-6

Overall Record by Seed

1 Seed	22-7
2 Seed	13-12
3 Seed	17-10
4 Seed	18-8
5 Seed	9-12
6 Seed	4-12
7 Seed	3-12
8 Seed	0-12

2024

2/6	33%	#1 seeds were champions	
2/6	33%	#2 seeds were champions	#5 & #8 were champions
21/24	88%	teams ranked 1-4 finished in the top 4	
5/6	83%	#1 seeds advanced to the semi-finals	
6/6	100%	#2 seeds advanced to the semi-finals	

1st Round Record by Seed

1 Seed	5-1
2 Seed	6-0
3 Seed	6-0
4 Seed	5-1
5 Seed	1-5
6 Seed	0-6
7 Seed	0-6
8 Seed	1-5

Overall Record by Seed

1 Seed	20-8
2 Seed	19-8
3 Seed	12-12
4 Seed	12-12
5 Seed	6-10
6 Seed	4-12
7 Seed	3-12
8 Seed	6-10

2025

5/6 83% #1 seeds were champions
1/6 17% #5 seed was champion
20/24 83% teams ranked 1-4 finished in the top 4
6/6 100% #1 seeds advanced to the semi-finals
6/6 100% #2 seeds advanced to the semi-finals

1st Round Record by Seed

1 Seed	6-0
2 Seed	6-0
3 Seed	5-1
4 Seed	5-1
5 Seed	1-5
6 Seed	1-5
7 Seed	0-6
8 Seed	0-6

Overall Record by Seed

1 Seed	25-2
2 Seed	15-12
3 Seed	13-12
4 Seed	11-12
5 Seed	10-11
6 Seed	7-12
7 Seed	2-12
8 Seed	0-12

5A & 4A

6A & 5A

2021

5A

<i>Finish</i>	<i>Ranking</i>
1) Skyview	#1
2) Madison	#3
3) Eagle	#4
4) Post Falls	#2

4A

<i>Finish</i>	<i>Ranking</i>
1) Twin Falls	#3
2) Bonneville	#2
3) Wood River	#1
4) Moscow	#5

2022

5A 7 in top 10

<i>Finish</i>	<i>Ranking</i>
1) Madison	#1
2) Timberline	#6
3) Post Falls	#3
4) Lake City	#2

4A 7 in top 10

<i>Finish</i>	<i>Ranking</i>
1) Skyview	#1
2) Columbia	#3
3) Century	#7
4) Bonneville	#5

2023

5A 7 in top 8 and #11

<i>Finish</i>	<i>Ranking</i>
1) Madison	#1
2) Eagle	#4
3) Post Falls	#3
4) Owyhee	#5

4A 6 of top 7 and #12/#22

<i>Finish</i>	<i>Ranking</i>
1) Skyview	#3
2) Bonneville	#1
3) Pocatello	#4
4) Lakeland	#2

2024

6A Top 8 teams qualified

<i>Finish</i>	<i>Ranking</i>
1) Madison	#2
2) Skyview	#1
3) Owyhee	#3
4) Centennial	#4

5A 6 of top 7 (10, 11)

<i>Finish</i>	<i>Ranking</i>
1) Twin Falls	#8
2) Lakeland	#1
3) Idaho Falls	#3
4) Wood River	#7

2025

6A 8 of top 10 (9, 10)

<i>Finish</i>	<i>Ranking</i>
1) Skyview	#1
2) Madison	#2
3) Timberline	#6
4) Rocky Mt.	#3

5A 4 of top 8 (9, 10, 12, 21)

<i>Finish</i>	<i>Ranking</i>
1) Hillcrest	#1
2) Shelley	#2
3) Lakeland	#3
4) Middleton	#4

3A & 2A

4A & 3A

2021

3A

<i>Finish</i>	<i>Ranking</i>
1) Sugar-Salem	#1
2) Parma	#4
3) Kimberly	#3
4) Fruitland	#2

2A

<i>Finish</i>	<i>Ranking</i>
1) West Side	#1
2) Melba	#2
3) Nampa Christian	#6
4) Declo	#8

2022

3A 6 of top 8

<i>Finish</i>	<i>Ranking</i>
1) Kimberly	#1
2) Fruitland	#2
3) Weiser	#3
4) Snake River	#4

2A 8 of top 9

<i>Finish</i>	<i>Ranking</i>
1) Melba	#1
2) West Side	#4
3) Ririe	#2
4) Malad	#5

2023

3A 6 of top 8 and #12/#13

<i>Finish</i>	<i>Ranking</i>
1) Fruitland	#4
2) Snake River	#2
3) Kimberly	#3
4) McCall-Donnelly	#1

2A 8 of top 10

<i>Finish</i>	<i>Ranking</i>
1) Melba	#4
2) Malad	#3
3) Cole Valley	#1
4) Nampa Christian	#5

2024

4A 7 of top 8 and #11

<i>Finish</i>	<i>Ranking</i>
1) Bear Lake	#1
2) Fruitland	#2
3) Kimberly	#3
4) Cole Valley	#4

3A Top 4 and 8, 9, 11,14

<i>Finish</i>	<i>Ranking</i>
1) Melba	#1
2) Malad	#2
3) Nampa Christian	#4
4) Ambrose	#3

2025

4A 7 of top 8 and #11

<i>Finish</i>	<i>Ranking</i>
1) Fruitland	#5
2) Bear Lake	#1
3) Cole Valley	#3
4) Kimberly	#2

3A 7 of top 8 and #9

<i>Finish</i>	<i>Ranking</i>
1) Ambrose	#1
2) Malad	#3
3) Melba	#6
4) Nampa Christian	#5

1A DI & 1A DII

2A & 1A

2021

1A DI

<i>Finish</i>	<i>Ranking</i>
1) Troy	#1
2) Grace	#6
3) Genesee	#4
4) Potlatch	#2

1A DII

<i>Finish</i>	<i>Ranking</i>
1) Horseshoe Bend	#1
2) Rockland	#4
3) Council	#2
4) Mackay	#3

2022

1A DI 5 of top 10

<i>Finish</i>	<i>Ranking</i>
1) Troy	#1
2) Genesee	#2
3) Murtaugh	#3
4) Oakley	#4

1A DII 6 of top 6

<i>Finish</i>	<i>Ranking</i>
1) Horseshoe Bend	#1
2) Rockland	#2
3) Council	#3
4) Mackay	#4

2023

1A DI 6 of top 8 and #12/#14

<i>Finish</i>	<i>Ranking</i>
1) Troy	#1
2) Grace	#2
3) Murtaugh	#3
4) Wallace	#5

1A DII 6 of top 8 and #12/#13

<i>Finish</i>	<i>Ranking</i>
1) Horseshoe Bend	#1
2) Council	#3
3) Grace Lutheran	#2
4) Mackay	#4

2024

2A 6 of top 8 and #11/#12

<i>Finish</i>	<i>Ranking</i>
1) Butte County	#2
2) Oakley	#4
3) Troy	#1
4) Hagerman	#3

1A Top 7 and #20

<i>Finish</i>	<i>Ranking</i>
1) Grace Lutheran	#5
2) Horseshoe Bend	#2
3) Rockland	#1
4) Genesee	#4

2025

2A 6 of top 10 and #17/#20

<i>Finish</i>	<i>Ranking</i>
1) Butte County	#2
2) Oakley	#4
3) Troy	#1
4) Hagerman	#3

1A 7 of top 10 and #10

<i>Finish</i>	<i>Ranking</i>
1) Grace Lutheran	#5
2) Horseshoe Bend	#2
3) Rockland	#1
4) Genesee	#4

TALKING POINTS

- 1) Data entry – 1887 Matches – 1887 entered in MaxPreps

2024-26 School Petitions

When	School	Sport	Up/Down	Classification	2024-25 State Qualifier	2025-26 State Qualifier
September '23	Caldwell	Baseball	Down	5A	No	
September '23	Middleton	Baseball	Up	6A	Yes - State Champions	
September '23	Nampa	Baseball	Down	5A	No	
September '23	Caldwell	Basketball-B	Down	5A	No	
December '23	Challis	Basketball-B	Down	1A	Yes - 2nd Place	
September '23	Clearwater Valley	Basketball-B	Down	1A	No	
September '23	Compass Charter	Basketball-B	Down	2A	No	
September '23	Council	Basketball-B	Down	1A	No	
September '23	Hansen	Basketball-B	Down	1A	No	
September '23	Nampa	Basketball-B	Down	5A	No	
September '23	Sun Valley	Basketball-B	Down	2A	No	
September '23	Caldwell	Basketball-G	Down	5A	No	
December '23	Challis	Basketball-G	Down	1A	Yes - Consolation Champion	
September '23	Compass Charter	Basketball-G	Down	2A	No	
September '23	Hansen	Basketball-G	Down	1A	No	
September '23	Nampa	Basketball-G	Down	5A	No	
September '23	Sun Valley	Basketball-G	Down	2A	No	
September '23	Vision Charter	Basketball-G	Down	2A	No	
September '23	Wood River	Basketball-G	Down	4A	No	
September '23	Caldwell	Cheer	Down	5A	Yes - 3 routines; 4th in Show	
September '23	CDA Charter	Entire School	Up	4A	NA	NA
September '23	Centennial Baptist	Entire School	Up	2A	NA	NA
September '23	Gem State	Entire School	Up	2A	NA	NA
September '23	Rimrock	Entire School	Up	2A	NA	NA
September '23	Caldwell	Football	Down	5A	No	No
September '23	Canyon Ridge	Football	Down	5A	No	No
December '23	Challis	Football	Down	1A	Yes - 0-1	Yes - 0-1
September '23	Council	Football	Down	1A	Yes - 0-1	Yes - 1-1
September '23	Hansen	Football	Down	1A	No	Yes - 0-1
September '23	Middleton	Football	Up	6A	Yes - 1-1	Yes - 1-1
September '23	Moscow	Football	Down	4A	Yes - 0-1	No
December '23	Nampa	Football	Down	5A	Yes - 0-1	No
September '23	Ridgevue	Football	Down	5A	No	Yes - 0-1
September '23	Shoshone	Football	Down	1A	Yes - 0-1	No
September '23	Wallace	Football	Down	1A	Yes - 0-1	Yes - 2-1
September '23	Wood River	Football	Down	4A	No	No
September '23	Bishop Kelly	Soccer-B	Up	6A	Yes - 1-2	No
September '23	Emmett	Soccer-B	Down	4A	No	No
September '23	Nampa	Soccer-B	Down	5A	No - Play-in	Yes - 1-1
September '23	Post Falls	Soccer-B	Down	5A	No	No
September '23	Bishop Kelly	Soccer-G	Up	6A	Yes - 1-2	No
September '23	Caldwell	Soccer-G	Down	5A	No	No
September '23	Emmett	Soccer-G	Down	4A	No	No
September '23	Nampa	Soccer-G	Down	5A	No	No
September '23	Post Falls	Soccer-G	Down	5A	No	No
September '23	Caldwell	Softball	Down	5A	No	
September '23	Canyon Ridge	Softball	Down	5A	No	
September '23	Nampa	Softball	Down	5A	No	
September '23	Preston	Softball	Down	4A	Yes - 0-2	
September '23	Bishop Kelly	Swim	Up	6A	Yes - Girls, Champions; Boys 11th	Yes - Girls Champions; Boys 6th
September '23	Caldwell	Volleyball	Down	5A	No	No
December '23	Challis	Volleyball	Down	1A	No	No
September '23	Council	Volleyball	Down	1A	Yes - 1-2	No
December '23	Emmett	Volleyball	Down	4A	No	No
December '23	Hansen	Volleyball	Down	1A	No	No
September '23	Nampa	Volleyball	Down	5A	No	No
September '23	Preston	Volleyball	Down	4A	No	Yes - 1-2
December '23	Skyview	Volleyball	Up	6A	Yes - Finish 2nd	Yes - Champions
September '23	Sun Valley	Volleyball	Down	2A	No	No

49 schools petitioned down

24-25	376 berths available 11 schools qualified for state - 2.9% 172 Trophies available 2 earned trophies - 1.1%
25-26	376 berths available 172 Trophies available

FALL - FB/GSOC/BSOC/VB

7 schools qualified for state
0 schools received trophies

WINTER - GBB/BBB/CH

3 schools qualified for state
2 schools received trophies

SPRING - BA/SB

1 schools qualified for state
0 schools received trophies

FALL - FB/GSOC/BSOC/VB

7 schools qualified for state
0 schools received trophies
Challis FB; Council FB; Wallace FB t

WINTER - GBB/BBB/CH

TBD schools qualified for state
TBD schools received trophies
TBD both years

SPRING - BA/SB

TBD schools qualified for state
TBD schools received trophies
TBD both years

Proposal for Hosting the Idaho State Wrestling Championships at the P1FCU Kibbie Dome in Moscow, Idaho

Executive Summary: We propose relocating the Idaho State Wrestling Championships to the Kibbie Dome in Moscow, Idaho starting in 2029. This move aims to provide a more inclusive and accessible experience for athletes, families, and fans by utilizing the Dome's superior facilities, ample accommodation options, and strategic location. We recommend establishing a rotating venue schedule that includes Pocatello, Boise, and Moscow to ensure equitable access for all regions of the state.

Rationale:

1. **Historical Significance:** The Kibbie Dome has a rich history of hosting the Idaho State Wrestling Championships with the last time being 1995, and its return to this role would honor that tradition and leverage the Dome's unique advantages.
2. **Enhanced Facilities:** The Kibbie Dome offers numerous benefits over other venues:
 - **Seating Capacity:** The Dome's larger seating capacity can accommodate more fans, enhancing the experience for attendees and supporting higher attendance.
 - **Wrestling Mat Capacity:** The Dome's larger floor space can accommodate an increased number of mats to allow for any future expansion of the tournament.
 - **Private Facilities:** Wrestlers will have access to dedicated locker rooms and bathrooms, reducing reliance on public facilities and improving comfort and privacy.
 - **University Resources:** The University of Idaho provides extensive parking options for fans, including RV spaces and nearby accommodations.
3. **Accommodations:** The surrounding area, including Lewiston, Moscow, Pullman, and Clarkston, boasts 18 hotels. Additionally, there are RV parks and a range of vacation rentals, including Vrbo and Airbnb options, ensuring ample lodging for visiting families and fans.
4. **Travel Considerations:** Shifting the championship between Pocatello, Boise, and Moscow creates a more balanced travel schedule. This approach reduces the travel burden on northern teams who currently face the challenge of traveling to the southern part of the state each year.

Benefits:

- **Enhanced Fan Experience:** With its larger capacity and better amenities, the Kibbie Dome can provide a superior experience for fans, potentially increasing overall attendance and engagement.
- **Support for Local Economy:** Hosting the event in Moscow can boost the local economy by attracting visitors to the area who will spend on hotels, dining, and other services.

Implementation Plan:

1. **Venue Agreement:** Secure a hosting agreement with the University of Idaho for the Kibbie Dome, including details on facility use, scheduling, and financial arrangements.

2. **Accommodation Coordination:** Collaborate with local hotels, RV parks, and vacation rental providers to ensure they are prepared for the influx of visitors and to promote these options to attendees.
3. **Rotating Schedule:** Develop a rotating schedule for the state championships that includes Moscow, Pocatello, and Boise, ensuring that each region has an opportunity to host the event.

Conclusion: Bringing the Idaho State Wrestling Championships back to the Kibbie Dome offers numerous advantages, including improved facilities, increased capacity, and a more balanced travel schedule. By rotating the venue between key locations, we can enhance the event experience for all participants and supporters while fostering greater inclusivity and accessibility across the state.

We look forward to the opportunity to discuss this proposal further and to explore how we can make the Idaho State Wrestling Championships a premier event for athletes and fans alike.

Chad, Julie, and Mike,

Below you will see the compiled summary of hotel room availability in Moscow and the surrounding region. I am also including a short note from what our coaches found out about mat availability and attaching a few documents about the proposal and the potential mat layout. I have not done any requesting of the University about the potential cost of the venue.

Hotel Room Availability:

Summary

	# Hotels	# of Rooms	Est. Capacity
Moscow	5	419	1491
Moscow & Pullman	13	1114	4031
All of Moscow, Pullman, Lewiston, Clarkston & Colfax	28	2191	7540

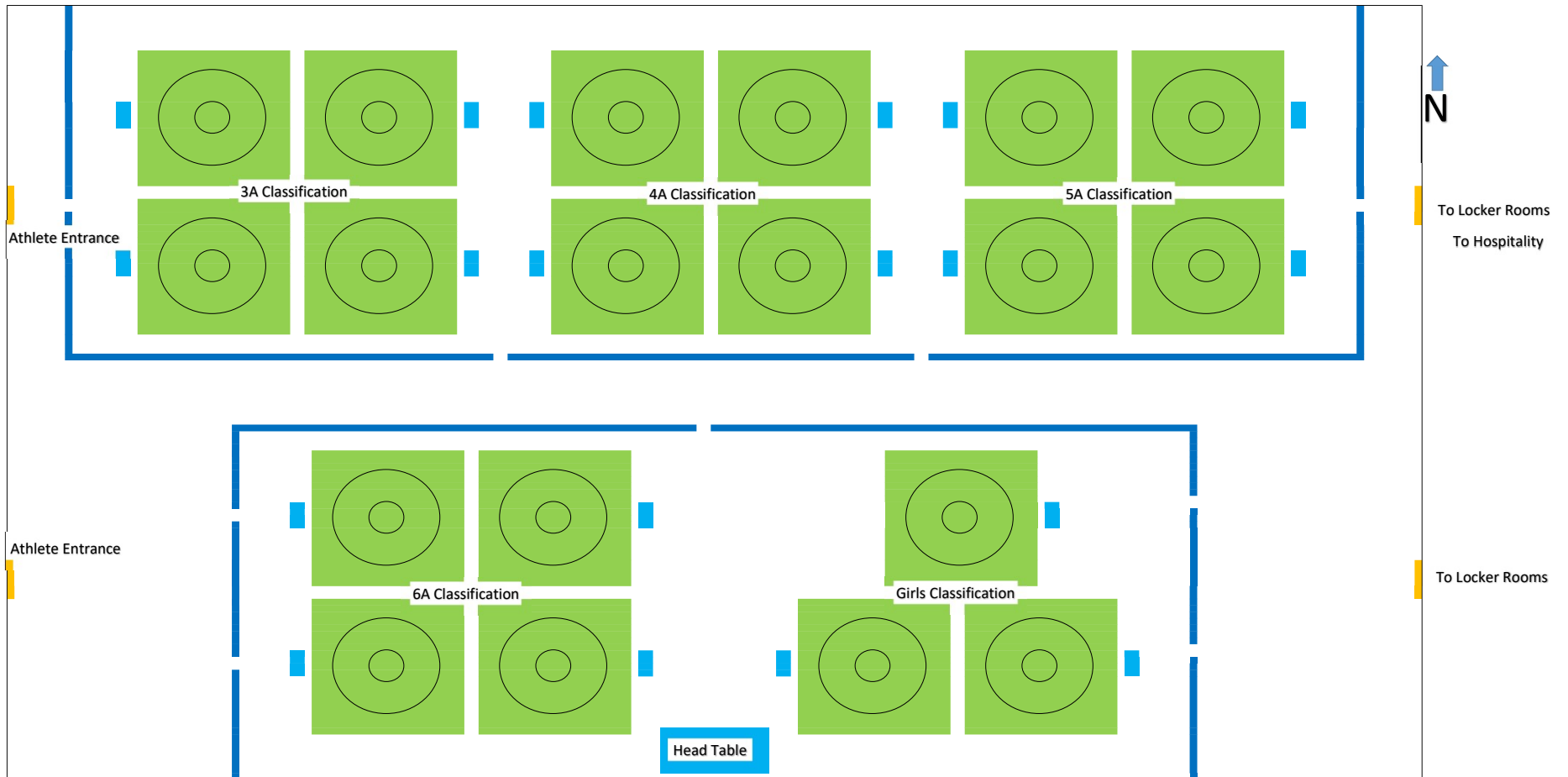
*There is also potential for AirBNB or VRBO availability as a University town

Summary

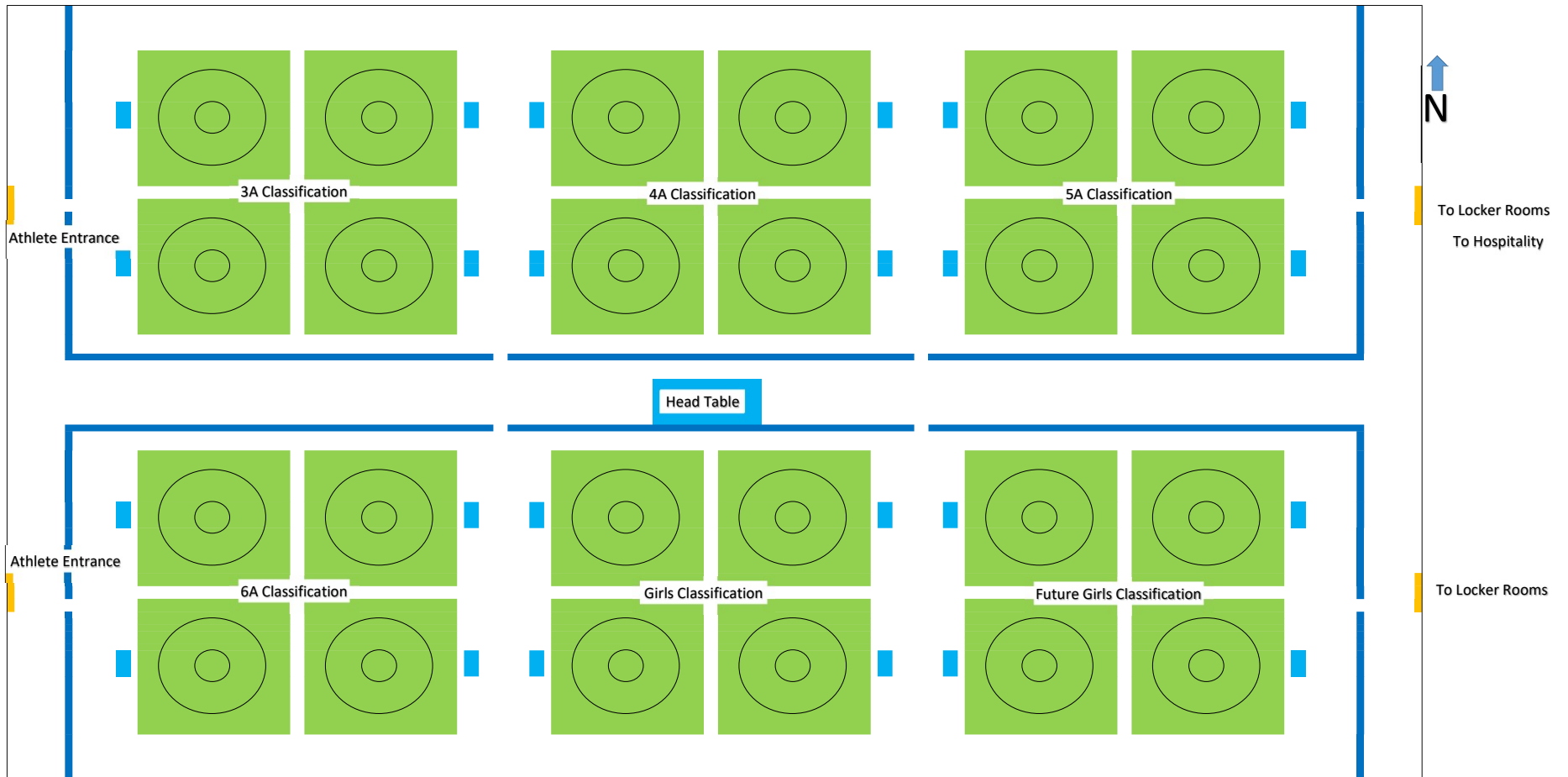
	# Hotels	# of Rooms	Est. Capacity
Pocatello	18	1468	4987
Fort Hall & Blackfoot	3	277	943
All of Pocatello, Fort Hall & Blackfoot	21	1745	5930

Wrestling Mat availability question response:

"We were able to obtain verbal commitments from 10 different District I-II schools all indicating that they would have mats available to use for the state tournament. The commitments account for 22 mats which exceeds the 19 mats expected to be used for the state tournament based on the current configuration. If more mats are needed for future configurations we are confident we could acquire additional mats by reaching out to more schools."



P1FCU Kibbie Dome
~390' x 240' Floor Space, 19 Mats 42' x 42' Each



P1FCU Kibbie Dome
~390' x 240' Floor Space, 24 Mats 42' x 42' Each
Possible Future Expansion

2029 Kibbie	\$43,813.50 plus ticket fee
2025 ICCU	\$27,975.60
2024 ICCU	\$25,421.20

Ticket Price	Fees
\$5-10	\$4.25
\$11-\$30	\$5.00
\$31-\$50	\$9.00
\$51-\$100	\$11.00
\$101 & Up	\$15.00

We have a fee structure that is based on the price point of your tickets. This includes the software fee and a box office fee for processing and materials. We can also provide scanning staff for \$35/hr. if you wish to have me provide them. If not, I can train your volunteers on how to scan tickets on the day of the event. We will charge \$35/hr. to have the box office window open and troubleshooting available on site for the actual event.

Current Seeding Criteria

6A Seeding

- Qualification #1: Head-to-head competition (matches are best 2 out of 3)
- Qualification #2: Head-to-head competition (8 game pro-set and/or 3rd set tiebreaker)
- Qualification #3: District Champion
- Qualification #4: Previous year state championship results in same event
- Qualification #5: Previous year state championship results in different event
- Qualification #6: Common opponent
- Qualification #7: Season record (10 matches min)
- Qualification #8: If no differentiation exists, remaining seeds will be drawn into the championship bracket
- Qualification #9: The 2 players from the same district in the top 4, will be on opposite halves of the draw

5A Seeding

- Qualification #1: Head-to-head competition (matches are best 2 out of 3)
- Qualification #2: Head-to-head competition (8 game pro-set and/or 3rd set tiebreaker)
- Qualification #3: Previous year state championship results in same event
- Qualification #4: Previous year state championship results in different event
- Qualification #5: Common opponent
- Qualification #6: Season record (10 matches min)
- Qualification #7: If no differentiation exists, remaining seeds will be drawn into the championship bracket

4A Seeding

- Qualification #1: Head-to-head competition (matches are best 2 out of 3)
- Qualification #2: Head-to-head competition (8 game pro-set and/or 3rd set tiebreaker)
- Qualification #3: Previous year state championship results in same event
- Qualification #4: Previous year state championship results in different event
- Qualification #5: Common opponent
- Qualification #6: Season record (10 matches min)
- Qualification #7: If no differentiation exists, remaining seeds will be drawn into the championship bracket

Proposed Seeding Criteria

Seeding criteria **must be applied in the exact order in which the qualifications are listed**. Higher-priority criteria shall be fully considered and exhausted before moving to the next criterion. Under no circumstances should lower-priority qualifications be used to override or substitute for higher-ranked ones. Failure to follow the prescribed order of criteria may result in inaccurate seedings and undermines the integrity of the tournament process.

6A/5A/4A

Singles:

- Qualification #1: Head-to-head competition (matches are best 2 out of 3)
- Qualification #2: Head-to-head competition (8 game pro-set and/or 3rd set tiebreaker)
- **Qualification #3: Previous year state tournament top four finisher (medal winner) in same event**
- **Qualification #4: Previous year state tournament top four finisher (medal winner) in different event**
- Qualification #5: Previous year state championship results in same event
- Qualification #6: Previous year state championship results in different event
- Qualification #7: Common Opponents
- Qualification #8: Season record percentage (10 matches min)

Doubles:

- Qualification #1: Head-to-head competition (matches are best 2 out of 3)
- Qualification #2: Head-to-head competition (8 game pro-set and/or 3rd set tiebreaker)
- **Qualification #3: Both players are a top four finisher (medal winner) in previous state tournament:**
 - **Both in same event**
 - **One in same event, one in different event**
 - **Both in different events**
- **Qualification #4: One player is a top four finisher (medal winner) in previous state tournament, the other player is not:**
 - **Medal winner is in same event**
 - **Medal winner is in different event**
- *Qualification #5: Both players qualified for previous state tournament:*
 - *Both players in same event*
 - *One player in same event, one in different event*
 - *Both players in different event*
- *Qualification #6: One player qualified for previous state tournament, the other did not:*
 - *Previous qualifier in same event*
 - *Previous qualifier in different event*
- Qualification #7: Common Opponents
- Qualification #8: Season record percentage (10 matches min)

COMMENTS FROM SURVEY/EMAIL

I am not in support of the ELO rating being a component of the ranking system at all. I do not think that it is equitable for all schools as the strength of schedule for two different schools in the same conference may be different. We may want to play tougher schools but have a hard time getting them on our schedule. The ELO rating also may have some influence from tournament results for tournaments that are not openly available to all schools. I know that it was the lowest in the hierarchy ranking on the proposal, however, if the ELO rating is allowed, it may be prioritized differently with future actions.

My problem is that that Tennis reporting sucks. It doesn't take into account the team position seeding (ie. # Boys Single 1, 2, 3, etc) We had a boy who was undefeated in Boys singles #3 and ranked almost as high as our Boys #1 who can't come close to beating him (usually 6-1, 6-0). Another example, our #1 beat another #1 the last 2 times during the season yet he was ranked higher than our #1. I just think the Tennis reporting is using a broken scoring mechanism.

*The ELO is skewed for those of us who play schools from out of the state. Where we live, we have to travel hours for competition. We play numerous Washington schools to fill our schedule. Clearly not a level playing field.

*Tennis Reporting response:

Kind of true---kind of not true

It has very minimal effect on the ELO playing out of state teams (WA does have some teams who use site), but if they are playing teams who don't those players will have a baseline ELO----which could potentially not allow them to improve their ELO because they are not playing/beating kids with higher ELO numbers, but same can be said about a loss to a kid with no ELO.

I believe the match counts are minimal-so the effect is minimal, but their competition if they play people who don't have results won't hurt or help them much when it comes to ELO----their numbers for a win or a loss VS a kid who has a baseline ELO won't be affected much.

Idaho High School Activities Association

2025 - 2030 Possible Sites & Dates

	2025-26	2026-2027	2027-2028	2028-2029	2029-2030
	Approved	Approved	Tentative	Suggested	Suggested
GOLF	Oct. 9-10 (6A), Oct. 10-11 (5A)	Oct. 12-13	Oct. 11-12	Oct. 9-10	Oct. 8-9
6A	RedHawk GC. (Mtn View host)	District I	District VI	District II	District IV
5A	Purple Sage GC (Middleton host)	District I	District V	District II	District IV
SOCCER	Oct. 23-25	Oct. 22-24	Oct. 21-23	Oct. 19-21	Oct. 18-20
6A	Eagle B/Rocky Mtn G	Bonneville G/Hillcrest B	Owyhee G/Meridian B	Sandpoint - Field of Dreams	Eagle B/Rocky Mtn G
5A	Columbia B/Middleton G	Sandpoint - Field of Dreams	Columbia G/Middleton B	Bonneville B/Hillcrest G	Columbia B/Middleton G
4A	Owyhee B/Meridian G	Twin Falls G/Burley B	Eagle G/Rocky Mtn B	Real Life Turf Fields, Post Falls	Owyhee B/Meridian G
VOLLEYBALL	Oct. 30 - Nov. 1	Oct. 29-31	Oct. 28-30	Oct. 26-28	Oct. 25-27
6A	Capital H.S.	Coeur d'Alene H.S.	Mt. America Center - District VI	Lake City H.S.	District III
5A	Timberline H.S.	Post Falls H.S.	Mt. America Center - District VI	Coeur d'Alene H.S.	District III
4A	Mt. America Center - District VI	Lake City H.S.	District V	Mt. America Center - District VI	Post Falls H.S.
3A	Mt. America Center - District VI	Lewiston H.S.	District V	Mt. America Center - District VI	Lewiston H.S.
2A	Post Falls H.S.	Mt. America Center - District VI	Lewis-Clark State College	District III	Mt. America Center - District VI
1A	Coeur d'Alene H.S.	Mt. America Center - District VI	Lewiston H.S.	District III	Mt. America Center - District VI
CROSS COUNTRY	Nov. 1	Oct. 31	Oct. 30	Oct. 28	Oct. 27
	LCSC Orchards, Lewiston	Portneuf, Pocatello	Eagle Island State Park	LCSC Orchards, Lewiston	Portneuf, Pocatello
SWIMMING	Nov. 7-8	Nov. 6-7	Nov. 5-6	Nov. 3-4	Nov. 2-3
	Idaho Central Aquatics Center	West YMCA, Meridian	West YMCA, Meridian	West YMCA, Meridian	TBD
FOOTBALL	Nov. 21-22	Nov. 20-21	Nov. 19-20	Nov. 17-18	Nov. 16-17
6A	TBD	TBD	TBD	TBD	TBD
5A	TBD	TBD	TBD	TBD	TBD
4A	TBD	TBD	TBD	TBD	TBD
3A	TBD	TBD	TBD	TBD	TBD
2A	TBD	TBD	TBD	TBD	TBD
1A	TBD	TBD	TBD	TBD	TBD
DRAMA	Dec. 5-6	Dec. 4-5	Dec. 3-4	Dec. 1-2	Nov. 30-Dec. 1
	Thunder Ridge H.S.	District III	District I	District V	District IV
IRLS BASKETBAL	Feb. 19-21	Feb. 18-20	Feb. 17-19	Feb. 15-17	Feb. 14-16
6A	Ford Idaho Center	Ford Idaho Center	Ford Idaho Center	Ford Idaho Center	Ford Idaho Center
5A	Mountain View H.S.	Mountain View H.S.	Mountain View H.S.	Mountain View H.S.	Mountain View H.S.
4A	Skyview H.S.	Skyview H.S.	Middleton H.S.	Middleton H.S.	Skyview H.S.
3A	Kuna H.S.	Bishop Kelly H.S.	Kuna H.S.	Bishop Kelly H.S.	Kuna H.S.
2A	Columbia H.S.	Columbia H.S.	Columbia H.S.	Columbia H.S.	Columbia H.S.
1A	Owyhee H.S.	Nampa H.S.	Owyhee H.S.	Nampa H.S.	Owyhee H.S.
CHEER	Feb. 28	Feb. 26	Feb. 26	Feb. 23	Feb. 23
	Mountain America Center	Mountain America Center	Ford Idaho Center	TBD	TBD
DANCE	Feb. 27	Feb. 27	Feb. 25	Feb. 24	Feb. 22
	Mountain America Center	Mountain America Center	Ford Idaho Center	TBD	TBD
WRESTLING	Feb. 27-28	Feb. 26-27	Feb. 25-26	Feb. 23-24	Feb. 22-23
	Ford Idaho Center	ICCU Dome	ICCU Dome	Ford Idaho Center	ICCU Dome
BOYS BASKETBAL	Mar. 5-7	Mar. 4-6	Mar. 2-4	Mar. 1-3	Feb. 28-Mar. 2
6A	Ford Idaho Center	Ford Idaho Center	Ford Idaho Center	Ford Idaho Center	Ford Idaho Center
5A	Rocky Mountain H.S.	Rocky Mountain H.S.	Rocky Mountain H.S.	Rocky Mountain H.S.	Rocky Mountain H.S.
4A	Eagle H.S.	Eagle H.S.	Eagle H.S.	Eagle H.S.	Eagle H.S.
3A	Capital H.S.	Capital H.S.	Capital H.S.	Capital H.S.	Capital H.S.
2A	Vallivue H.S.	Vallivue H.S.	Vallivue H.S.	Vallivue H.S.	Vallivue H.S.
1A	Caldwell H.S.	Caldwell H.S.	Caldwell H.S.	Caldwell H.S.	Caldwell H.S.
DEBATE	Mar. 13-14	Mar. 12-13	Mar. 10-11	Mar 9-10	Mar. 8-9
	District III	District V	District III	District VI	District III
SPEECH	Apr. 10-11	Apr. 9-10	Apr. 7-8	Apr. 6-7	Apr. 5-6
	Pocatello H.S.	District III	District VI	District IV	District V
OLO & ENSEMBL	May 1-2	Apr. 30-May 1	May 5-6	May 4-5	May 3-4
	District I/II	District III	District IV	District V/VI	District I/II
GOLF	May 11-12	May 17-18	May 15-16	May 14-15	May 13-14
4A	District III (Homedale)	District II	District V	District I	District VI
3A	Scotch Pines GC. (Rimrock host)	District II	District V	District I	District VI
SOFTBALL	May 14-16	May 20-22	May 18-20	May 17-19	May 16-18
6A	Coeur d'Alene/Lake City H.S.	Thunder Ridge H.S.	Post Falls H.S.	District V	Coeur d'Alene/Lake City H.S.
5A	Post Falls H.S.	Blackfoot H.S.	Coeur d'Alene/Lake City H.S.	District IV	Post Falls H.S.
4A	Filer H.S.	American Falls H.S.	Timberlake/Lakeland H.S.	District IV	Timberlake/Lakeland H.S.
3A	Timberlake/Lakeland H.S.	Capell Park (Malad host)	Moscow Fields	District IV	Orofino H.S.
2A	Genesee H.S.	Quad Park, Caldwell	Genesee H.S.	Quad Park, Caldwell	Moscow Fields (Potlatch host)
BASEBALL	May 14-16	May 20-22	May 18-20	May 17-19	May 16-18
6A	Memorial Stadium	Melaleuca Field/College of Idaho	Memorial Stadium	Memorial Stadium	Melaleuca Field/College of Idaho
5A	Melaleuca Field	Memorial Stadium	College of Idaho	Melaleuca Field	Memorial Stadium
4A	College of Southern Idaho	Borah H.S.	Melaleuca Field	College of Southern Idaho	Borah H.S.
3A	Northwest Nazarene University	College of Southern Idaho	Borah H.S.	College of Idaho	College of Southern Idaho
2A	Capital H.S./Church Field	Church Field/Capital H.S.	Capital H.S./Church Field	Church Field/Capital H.S.	Church Field/Capital H.S.
TENNIS	May 15-16	May 21-22	May 19-20	May 18-19	May 17-18
6A	Appleton Tennis Complex	Boise Racquet Club	Boise Racquet Club	Appleton Tennis Complex	Appleton Tennis Complex
5A	Boise Racquet Club	Appleton Tennis Complex	Appleton Tennis Complex	Boise Racquet Club	Boise Racquet Club
4A	Ridgevue H.S.	Ridgevue H.S.	Ridgevue H.S.	Ridgevue H.S.	Ridgevue H.S.
TRACK	May 15-16	May 21-22	May 19-20	May 18-19	May 17-18
6A/5A	Mountain View H.S.	Mountain View H.S.	Mountain View H.S.	Mountain View H.S.	Mountain View H.S.
4A/3A/2A	Middleton H.S.	Middleton H.S.	Middleton H.S.	Middleton H.S.	Middleton H.S.

5A Final Representation

2024-25 & 2025-26

Nampa High School was approved to move down to 5A based on school boundary changes

BOYS WRESTLING													
	I-II			III		IV		V		VI			
2024-25	2*	of 4	68%	3*	of 6	63%	3*	of 6	63%	2 of 3	66%	3* of 6	63%
2025-26	2*	of 4	68%	3*	of 6	63%	3*	of 6	63%	2 of 3	66%	3* of 6	63%
			136%			126%			126%			132%	126%
* next three highest seeds													

5A Boys Wrestling (original)																								
	I-II					III					IV					V					VI			
2024-25	*	2	of	4	69%	*	3	of	6	63%	*	3	of	6	63%		2	of	3	67%	*	3	of	6
2025-26	*	2	of	4	69%	*	3	of	6	63%	*	3	of	6	63%		2	of	3	67%	*	3	of	6
					138%					126%					126%					134%				
	* next 3 highest seed															Gap = 13%								

5A Boys Wrestling (peach)																									
	I-II					III					IV					V					VI				
2024-25	*	2	of	4	69%	*	3	of	6	63%	*	3	of	6	63%		2	of	3	67%	*	3	of	6	
2025-26	**	2	of	4	60%	**	4	of	7	63%	*,**	3	of	6	62%	*,**	1	of	3	58%	*,**	3	of	6	
					129%					126%					125%					125%					
* qualifier 14 from IV, V, VI: ** qualifier 15 & 16 open to all districts																Gap = 5%									

3A Wrestling Options

2024-25 & 2025-26

BOYS WRESTLING (approved January 2024)

	I-II	III	IV	V	VI
2024-25	4* of 9 47%	3* of 7 46%	3* of 6 53%	2* of 5 44%	3* of 6 53%
2025-26	4* of 9 47%	3* of 7 46%	2 of 6 53%	2* of 5 44%	3 of 6 53%
	94%	92%	106%	88%	106%

*next highest seed

3A Boys Wrestling (approved April 2025)																													
	I-II						III						IV						V						VI				
2024-25	*	4	of	9	47%		*	3	of	7	46%		*	3	of	5	64%		*	2	of	6	37%		*	3	of	6	53%
2025-26	*	4	of	9	48%		*	3	of	7	48%			2	of	5	40%		*	3	of	6	56%			3	of	6	50%
					95%						94%						104%						93%					103%	
	* next highest seed												Gap = 11%																

3A Boys Wrestling (charcoal)																												
	I-II						III					IV					V					VI						
2024-25	*	4	of	9	47%		*	3	of	7	46%	*	3	of	5	64%	*	2	of	5	44%	*	3	of	6	53%		
2025-26	*, **	4	of	9	50%	*, **	3	of	7	50%	**	2	of	5	44%	*, **	2	of	5	51%	**	3	of	6	53%			
					97%						96%					108%					95%					106%		
	*qualifier 15 from I-II, III, & V: ** qualifier 16 open to all districts															Gap = 12%												

IHSAA Calendar Adjustment

- Time off between seasons
- Balanced time period for the fall, winter, spring seasons
- Cheer/Dance/Wrestling overlap
- Weeks are practice & competition

FALL SEASON

SPORT	START DATE	CHAMPIONSHIP DATE	WEEKS PER SEASON
Fall Golf	8/11	10/11	9
Soccer	8/11	10/25	11
Volleyball	8/11	11/1	12
XC	8/11	11/1	12
Swim	8/11	11/8	13
Football	8/11	11/22	15

WINTER SEASON

SPORT	START DATE	CHAMPIONSHIP DATE	WEEKS PER SEASON
GBB	11/3	2/21	16
BBB	11/14	3/7	16+2 days
WR	11/17	2/28	15
*Cheer	11/8	2/28	16
*Dance	11/22	2/28	14

SPRING SEASON

SPORT	START DATE	CHAMPIONSHIP DATE	WEEKS PER SEASON
Golf	3/2	5/12	10+2 days
Baseball	2/27	5/16	11
Softball	2/27	5/16	11
Track	2/27	5/16	11
Tennis	2/27	5/16	11

PROPOSED

WINTER SEASON

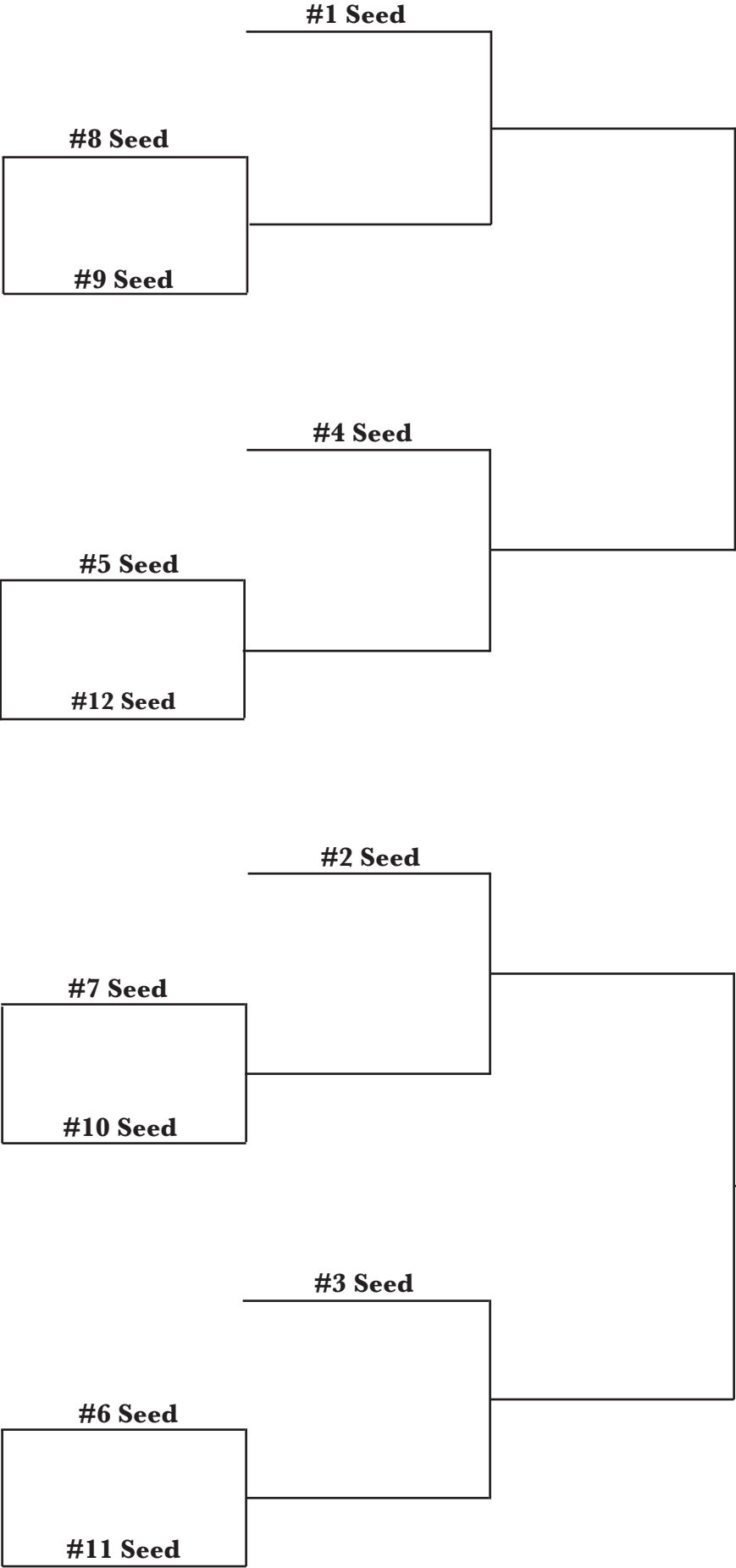
SPORT	START DATE	CHAMPIONSHIP DATE	WEEKS PER SEASON
GBB	11/17	2/21	14
BBB	12/1	3/7	14
WR	11/17	2/14	13
*Cheer	11/8	2/28	16
*Dance	11/22	2/28	14

WINTER CHAMPIONSHIP SEASON

Wrestling	2/14
GBB	2/21
Cheer/Dance	2/28
BBB	3/7
Debate	3/14

6A Football Proposal

2026 & 2027



REPRESENTATION	
NORTH	
2026	2027
2/3=66%	1/3=33%
<i>Schools</i>	
Coeur d'Alene	
Lake City	
Post Falls	
EAST	
2026	2027
2/4=50%	2/4=50%
<i>Schools</i>	
Highland	
Madison	
Rigby	
Thunder Ridge	
WEST	
2026	2027
5/11=45%	6/11=55%
<i>Schools</i>	
Boise	
Borah	
Capital	
Eagle	
Kuna	
Meridian	
Middleton	
Mountain View	
Owyhee	
Rocky Mountain	
Timberline	

Seeds 1-4
North #1 - East #1 - West #1 - West #2
Ranked 1-4 by MaxPreps

Seeds 5-12
Automatic Berths


2026 North #2 - East #2 - West #3 - West #4 - West #5
(3) At-Large
Ranked 5-12 by MaxPreps

2027 East #2 - West #3 - West #4 - West #5 - West #6
(3) At-Large
Ranked 5-12 by MaxPreps

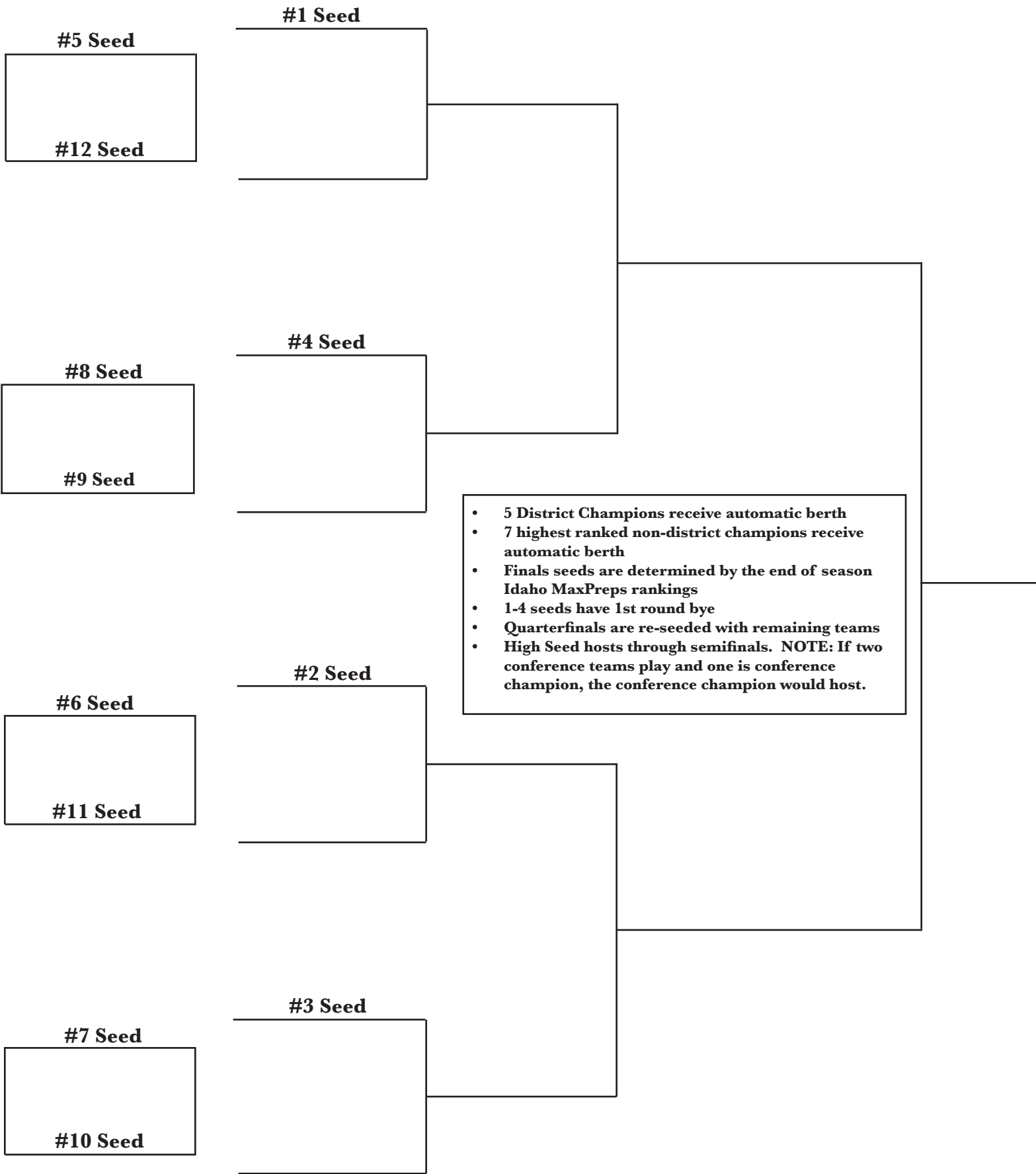
High Seed hosts through semifinals

5A Football Proposal

2026 & 2027



4A Football Proposal
2026 & 2027



3A Football Proposal

2026 & 2027

#1 Seed - District Champion (Host)

#5 Seed - District Champion (Host)

#2 Seed - District Champion (Host)

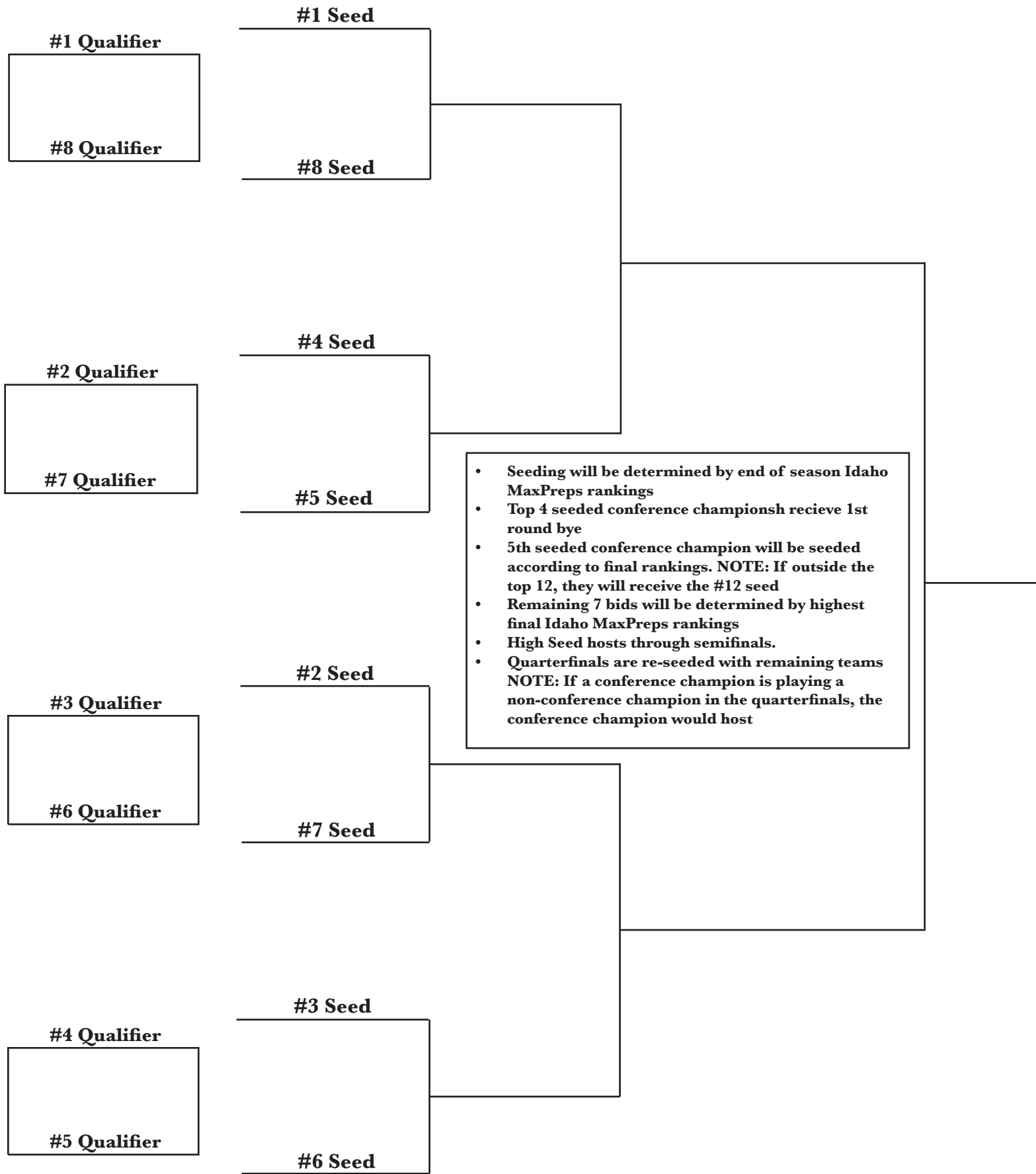
- **4 Highest Ranked (Final Idaho MaxPreps Rankings) district champions receive first round bye and will host in quarterfinals**
- **Lowest ranked district champion will host play-in game**
- **District I-II will receive an additional automatic bid**
- **Remaining 6 teams will be determined by the highest ranked non-district champions**
- **Quarterfinals are re-seeded with remaining teams**
- **High Seed will chose game site (home or nuetral) through and including semifinals**

#3 Seed - District Champion (Host)


#4 Seed - District Champion (Host)

2A Football Proposal

2026 & 2027



1A Football Proposal 2026 & 2027



18 INDIVIDUALS / 12 RELAYS

2026 & 2027 SWIMMING REPRESENTATION

6A Ind	I-II	III	IV-V-VI
2026	2* of 3 66%	9* of 14 64%	3* of 5 60%
2027	2* of 3 <u>66%</u> 132%	9* of 14 <u>64%</u> 128%	3* of 5 <u>60%</u> 120%

*The next **four** fastest times statewide will qualify for the state tournament

6A Relays	I-II	III	IV-V-VI
2026	2* of 3 67%	7* of 14 50%	2* of 5 40%
2027	1* of 3 <u>33%</u> 100%	7* of 14 <u>50%</u> 100%	3* of 5 <u>60%</u> 100%

*The next fastest time statewide will qualify for the state tournament

5A Ind	I-II	III	IV	V-VI
2026	2* of 4 50%	2* of 4 50%	4* of 7 57%	3* of 7 43%
2027	2* of 4 <u>50%</u> 100%	2* of 4 <u>50%</u> 100%	3* of 7 <u>43%</u> 100%	4* of 7 <u>57%</u> 100%

*The next **seven** fastest times statewide will qualify for the state tournament

5A Relays	I-II	III	IV	V-VI
2026	2* of 4 50%	1* of 4 25%	3* of 7 43%	3* of 7 43%
2027	1* of 4 <u>25%</u> 75%	2* of 4 <u>50%</u> 75%	3* of 7 <u>43%</u> 86%	3* of 7 <u>43%</u> 86%

*The next **three** fastest times statewide will qualify for the state tournament

Add: Individuals may qualify for the state swim meet by meeting or bettering the ninth best qualifying time or mark made by individuals who have qualified for the state meet.

RULE 2-5 REPRESENTATION

Begins Fall 2026 with the 26-28 Classification Cycle

2-5-1 State tournament representation in volleyball, soccer, basketball, and softball will be determined for a two-year period based on 40% of schools in each classification. Note: An alternate 6A bracket was approved.

- a. Representation to state play-in games and the state tournament will be determined by the number of teams from each district or region.
 - i. 1 school: one automatic berth to the round of 8, if the team is ranked in the top 8 of the final Idaho MaxPreps rankings.
 - ii. 2 schools: one automatic berth to the round of 8, if the team is the district champion and ranked in the top 8 of the final Idaho MaxPreps rankings. Note: A team that is a district champion and ranked outside the top 8 of the final Idaho MaxPreps rankings earns a berth in a play-in game.
 - iii. 3-5 schools: one automatic berth to round of 8.
 - iv. 6-10 schools: one automatic berth to round of 8 and one berth to a play-in game. When 40% results in an 8-team format, an additional automatic berth to the round of 8 will be awarded.
 - v. 11 or more schools: one automatic berth to round of 8 and two berths to a play-in game. Except when 40% results in an eight-team format. When 40% results in an 8-team format, additional automatic berths to the round of 8 will be awarded.
- b. If rule 2-5-1a does not accomplish it's intended purpose, the IHSAA executive staff will recommend modifications prioritizing:
 - i. Protect conference champions
 - ii. 40% of teams in the classification will get an opportunity to advance.
 - iii. Follow rule 2-5-1a
- c. All representation will be approved by the IHSAA Board.
- d. Remaining berths will be filled using the next highest-ranked teams according to final Idaho MaxPreps rankings.
- e. State play-in matchups will be determined by the final Idaho MaxPreps rankings.
 - i. Higher seeds will host and manage the contest.
 - ii. Officials are assigned by the host district commissioner.
 - iii. Financial protocols
 - The host school pays all expenses and covers any financial losses.
 - If gate revenue is sufficient, after expenses are paid, the host school will reimburse up to 100% of the visiting school's travel costs.
 - Additional revenue will be split between schools.

Note: If there is a substantial gap in MaxPreps rankings and overnight travel is necessary, the IHSAA strongly advises bypassing the play-in game and advancing the higher-ranked team. The final decision rests with the traveling team's local school board and/or school administration.

2-5-2 State tournament representation in swimming, wrestling, track, and tennis will be determined for a two-year period based on a percentage of schools in that classification.

2-5-3 State tournament representation in football will be determined for a two-year period based on a maximum number of 12 teams per classification.

2-5-4 State tournament representation in baseball will be determined for a two-year period based on 40% of schools in each classification including regional qualifying tournaments.

Note: District representation will be guaranteed for all sports and activities, with each district receiving at least one play-in game opportunity. Representation may be altered periodically to reflect the historical representation of each classification. NOTE: Single district teams must meet criteria in rule 2-5-1.

2-5-6b. All regular season and district tournament game scores must be posted by each member school on MaxPreps by midnight, Pacific Time, on the **Tuesday** preceding the state play-in games. Schools that fail to meet this deadline will be fined \$1500 per sport. Any scores submitted or modified after the deadline will not be included in the final rankings.

2026-28 Volleyball

6A 21 schools (10 berths)	5A 24 schools	4A 18 schools * (8 or 9 berths)	3A 29 schools (11 berths) 37.9%	2A 33 schools (11 berths) 33%	1A 34 schools (10 berths) 29.4%
I – 3 teams = 1 berth III – 12 teams = 4 berths IV/V/VII – 5 teams = 1.5 berths 3 remaining berths (MaxPreps)	12 berths 50% I/II – 4 teams = 1 berth III – 6 teams = 1.5 berths IV – 6 teams = 1.5 berths V/VII – 8 teams = 1.5 berths 5 remaining berths (MaxPreps)	8 berths 44.4% *I – 2 teams = 1 berth III – 6 teams = 2 berths IV – 3 teams = 1 berth V – 4 teams = 1 berth VI – 3 teams = 1 berth 2 automatic berths (MaxPreps)	I/II – 5 teams = 1 berths III – 10 teams = 1.5 berths IV – 3 teams = 1 berths V – 5 teams = 1 berths VI – 6 teams = 1.5 berths 4 remaining berths (MaxPreps)	I – 3 teams = 1 berth II – 7 teams = 1.5 berths III – 12 teams = 1.5/.5 berths IV – 8 teams = 1.5 berths V/VII – 3 teams = 1 berth 2 remaining berths (MaxPreps)	I – 4 teams = 1 berth II – 7 teams = 1.5 berths III – 5 teams = 1 berth IV – 8 teams = 1.5 berths V – 4 teams = 1 berths VI – 6 teams = 1.5 berths 1 remaining berth (MaxPreps)
2 play-in games (IV/V/VII "B" guarantee host)	4 play-in games	2 automatic berths (MaxPreps)	3 play-in games	3 play-in games	2 play-in games
	2026 10 berths 41.6% I/II – 4 teams = 1 berth III – 6 teams = 1.5 berths IV – 6 teams = 2 berths V/VII – 8 teams = 2 berths 3 remaining berths (MaxPreps)	9 berths 50% *I – 2 teams = .5 berth III – 6 teams = 2 berths IV – 3 teams = 1 berth V – 4 teams = 1 berth VI – 3 teams = 1 berth 2 automatic berths (MaxPreps) 1 play-in game berth (MaxPreps)			(10 berths) 29.4% I – 4 teams = 1 berth II – 7 teams = 1 berth III – 5 teams = 1 berth IV – 8 teams = 1 berth V – 4 teams = 1 berth VI – 6 teams = 1 berth 4 remaining berths (MaxPreps)
	2027 10 berths 41.6% I/II – 4 teams = 1 berth III – 6 teams = 2 berths IV – 6 teams = 1.5 berths V/VII – 8 teams = 2 berths 3 remaining berths (MaxPreps)				(12 berths) 35.3% I – 4 teams = .5 berth II – 7 teams = 1 berth III – 5 teams = 1 berth IV – 8 teams = 1 berth V – 4 teams = .5 berth VI – 6 teams = 1 berth 6 remaining berths (MaxPreps)
	2 play-in games	1 play-in game			4 play-in games

2026-28 Girls Soccer

6A 18 schools (10 berths)	5A 26 schools	4A 31 schools (11 berths) 35.5%
I – 2 teams = 1 berth III – 12 teams = 4 berths V/VII – 4 teams = 1.5 berths 3 remaining berths (MaxPreps)	12 berths @ 46% I/II – 5 teams = 1 berth III – 7 teams = 1.5 berths IV – 6 teams = 1.5 berth V/VII – 8 teams = 1.5 berths 5 remaining berths (MaxPreps)	I/II – 6 teams = 1.5 berths III – 8 teams = 1.5 berths IV – 8 teams = 1.5 berths V – 6 teams = 1.5 berths VI – 4 teams = 1 berth 2 remaining berths (MaxPreps)
2 play-in games (V/VII "B" guarantee host)	4 play-in games	3 play-in games
	11 berths 42.3%	
	2026 I/II – 5 teams = 1 berth III – 7 teams = 1 berth IV – 6 teams = 1.5 berths V/VII – 8 teams = 2 berths 5 remaining berths (MaxPreps)	
	2027 I/II – 5 teams = 1 berth III – 7 teams = 1.5 berths IV – 6 teams = 1 berth V/VII – 8 teams = 2 berths 5 remaining berths (MaxPreps)	
	3 play-in games	

OR....

10 berths @ 38.5%
I/II – 5 teams = 1 berth III – 7 teams = 2 berths IV – 6 teams = 1 berth V/VII – 8 teams = 2 berths 4 remaining berths (MaxPreps)
2 play-in games

2026-28 Boys Soccer

6A 20 schools (10 berths)	5A 25 schools	4A 31 schools (11 berths) 35.5%
I – 3 teams = 1 berth III – 12 teams = 4 berths IV/V/VI – 5 teams = 1.5 berths 3 remaining berths (MaxPreps) 2 play-in games (IV/V/VI "B" guarantee host)	12 berths @ 48%	I/II – 7 teams = 1.5 berths III – 7 teams = 1.5 berths IV – 8 teams = 1.5 berths V – 5 teams = 1 berth VI – 4 teams = 1 berth 3 remaining berths (MaxPreps) 3 play-in games
	I/II – 4 teams = 1 berth III – 8 teams = 1.5 berths IV – 5 teams = 1 berth V/VI – 8 teams = 1.5 berths 6 remaining berths (MaxPreps) 4 play-in games	
	10 berths @ 40%	
	I/II – 4 teams = 1 berth III – 8 teams = 2 berths IV – 5 teams = 1 berth V/VI – 8 teams = 2 berths 4 remaining berths (MaxPreps) 2 play-in games	

2026-28 Girls Basketball

Rule 2-5

6A 19 schools (10 berths)	5A 25 schools	4A 19 schools * (8 or 9 berths)	3A 29 schools (11 berths) 38%	2A 36 schools (11 berths) 30.5%	1A 34 schools (10 berths) 29.40%
I – 3 teams = 1 berth III – 12 teams = 4 berths V/VI – 4 teams = 1.5 berths 3 remaining berths (MaxPreps)	12 berths 48% I/II – 4 teams = 1 berth III – 8 teams = 1.5 berths IV – 5 teams = 1 berth V/VI – 8 teams = 1.5 berths 6 remaining berths (MaxPreps)	8 berths 42% *I – 2 teams = 1 berth III – 6 teams = 2 berths IV – 4 teams = 1 berth V – 4 teams = 1 berth VI – 3 teams = 1 berth 2 automatic berths (MaxPreps)	I/II – 5 teams = 1 berth III – 10 teams = 1.5 berths IV – 4 teams = 1 berth V – 5 teams = 1 berth VI – 5 teams = 1 berth 5 remaining berths (MaxPreps)	I – 3 teams = 1 berth II – 7 teams = 1.5 berths III – 12 teams = 1.5/.5 berths IV – 9 teams = 1.5 berths V/VI – 5 teams = 1 berth 2 remaining berths (MaxPreps)	I – 4 teams = 1 berth II – 7 teams = 1.5 berths III – 5 teams = 1 berth IV – 8 teams = 1.5 berths V – 4 teams = 1 berths VI – 5 teams = 1 berths 2 remaining berths (MaxPreps)
2 play-in games (V/VI "B" guarantee host)	4 play-in games	2 automatic berths (MaxPreps)	3 play-in games	3 play-in games	2 remaining berths (MaxPreps)
	10 berths 40% I/II – 4 teams = 1 berth III – 8 teams = 2 berths IV – 5 teams = 1 berth V/VI – 8 teams = 2 berths 4 remaining berths (MaxPreps)	9 berths 47.4% *I – 2 teams = .5 berth III – 6 teams = 2 berths IV – 4 teams = 1 berth V – 4 teams = 1 berth VI – 3 teams = 1 berth 2 automatic berths (MaxPreps)			(10 berths) 29.4% I – 4 teams = 1 berth II – 7 teams = 1 berth III – 5 teams = 1 berth IV – 8 teams = 1 berth V – 4 teams = 1 berth VI – 6 teams = 1 berth 4 remaining berths (MaxPreps)
	2 play-in games	1 play-in game berth (MaxPreps) 1 play-in game			2 play-in games

(12 berths) 35.3% I – 4 teams = .5 berth II – 7 teams = 1 berth III – 5 teams = 1 berth IV – 8 teams = 1 berth V – 4 teams = .5 berth VI – 5 teams = 1 berth 6 remaining berths (MaxPreps)
4 play-in games

2026-28 Boys Basketball

Rule 2-5

6A 20 schools (10 berths)	5A 24 schools	4A 19 schools * (8 or 9 berths)	3A 28 schools (11 berths) 39.3%	2A 37 schools (11 berths) 29.70%	1A 33 schools (10 berths) 30.3%
I – 3 teams = 1 berth III – 13 teams = 4 berths V/VI – 4 teams = 1.5 berths 3 remaining berths (MaxPreps)	12 berths 50% I/II – 4 teams = 1 berth III – 7 teams = 1.5 berths IV – 5 teams = 1 berth V/VI – 8 teams = 1.5 berths 6 remaining berths (MaxPreps)	8 berths 42% *I – 2 teams = 1 berth III – 6 teams = 2 berths IV – 4 teams = 1 berth V – 4 teams = 1 berth VI – 3 teams = 1 berth 2 automatic berths (MaxPreps)	I/II – 5 teams = 1 berth III – 10 teams = 1.5 berths IV – 3 teams = 1 berth V – 5 teams = 1 berth VI – 5 teams = 1 berth 5 remaining berths (MaxPreps)	I – 3 teams = 1 berth II – 7 teams = 1.5 berths III – 12 teams = 1.5/.5 berths IV – 10 teams = 1.5 berths V/VI – 5 teams = 1 berth 2 remaining berths (MaxPreps)	I – 4 teams = 1 berth II – 7 teams = 1.5 berths III – 5 teams = 1 berth IV – 8 teams = 1.5 berths V – 4 teams = 1 berths VI – 5 teams = 1 berths 2 remaining berths (MaxPreps)
2 play-in games (V/VI "B" guarantee host)	4 play-in games	2 automatic berths (MaxPreps)	3 play-in games	3 play-in games	2 remaining berths (MaxPreps)
	10 berths 41.6% I/II – 4 teams = 1 berth III – 7 teams = 2 berths IV – 5 teams = 1 berth V/VI – 8 teams = 2 berths 4 remaining berths (MaxPreps)	9 berths 47.4% *I – 2 teams = .5 berth III – 6 teams = 2 berths IV – 4 teams = 1 berth V – 4 teams = 1 berth VI – 3 teams = 1 berth 2 automatic berths (MaxPreps)			(10 berths) 29.4% I – 4 teams = 1 berth II – 7 teams = 1 berth III – 5 teams = 1 berth IV – 8 teams = 1 berth V – 4 teams = 1 berth VI – 6 teams = 1 berth 4 remaining berths (MaxPreps)
	2 play-in games	1 play-in game berth (MaxPreps) 1 play-in game			2 play-in games
					(12 berths) I – 4 teams = .5 berth II – 7 teams = 1 berth III – 5 teams = 1 berth IV – 8 teams = 1 berth V – 4 teams = .5 berth VI – 5 teams = 1 berth 6 remaining berths (MaxPreps)
					4 play-in games

2026-28 Softball

6A 19 schools (10 berths)	5A 26 schools	4A 18 schools *(8 or 9 berths) 44.40%	3A 24 schools (11 berths) 45.80%	2A 15 schools (10 berths) 66.6% 6 team bracket
I – 3 teams = 1 berth III – 12 teams = 4 berths V/VI – 4 teams = 1.5 berths 3 remaining berths (MaxPreps)	12 berths @ 46% I/II – 5 teams = 1 berth III – 7 teams = 1.5 berths IV – 6 teams = 1.5 berth V/VI – 8 teams = 1.5 berths 5 remaining berths (MaxPreps)	(8 berths) *I – 2 teams = 1 berth III – 6 teams = 2 berths IV – 3 teams = 1 berth V – 4 teams = 1 berth VI – 3 teams = 1 berth 2 automatic berths (MaxPreps)	I/II – 5 teams = 1 berth III – 7 teams = 1.5 berths IV – 3 teams = 1 berth V – 4 teams = 1 berth VI – 5 teams = 1 berth 5 remaining berths (MaxPreps)	II – 7 teams = 1.5 berths III/IV – 8 teams = 1.5 berths 6 remaining berths (MaxPreps)
2 play-in games (V/VI "B" guarantee host)	4 play-in games	0 play-in games	3 play-in games	4 play-in games
	10 berths @ 38.5% I/II – 4 teams = 1 berth III – 8 teams = 2 berths IV – 6 teams = 1 berth V/VI – 8 teams = 2 berths 4 remaining berths (MaxPreps)	(9 berths) 50% *I – 2 teams = .5 berth III – 6 teams = 2 berths IV – 3 teams = 1 berth V – 4 teams = 1 berth VI – 3 teams = 1 berth 2 automatic berths (MaxPreps) 1 remaining berth (MaxPreps)		6 berths 40% II – 7 teams = 2 berths III/IV – 8 teams = 2 berths 2 At-Large berths (MaxPreps)
	2 play-in games	1 play-in game		0 play-in games

District Tournament Completion – Tuesday Prior to Play-In Saturday

Tuesday October 13, 2026

MaxPreps Deadline – Tuesday Prior to Play-In Saturday - Rule 2-5-6b

Tuesday October 13, 2026

Rule 12 Data

1. Is a basketball player allowed to play for both the high school team and a city league team, church league team, or a traveling club team during the high school basketball season?
2. Is golfer allowed to compete as an individual in tournaments that are not high school events during the high school golf season?

Idaho

1. No, [Rule 8-11-1](#)
2. No, [Rule 8-11-1](#) but here are exceptions for special events outlined in [Rule 12 e](#)

Washington

1. Yes
2. Yes, some conditions, [Rule 17.25](#)

California

1. https://cifstate.org/governance/constitution/600_Series.pdf

Hawaii

1. No
2. No

Montana

1. In team sports - we have this rule for in season participation - Club team participation – During the MHSA basketball season, no more than two (2) rostered participants in a school's program can compete in an outside basketball event on the same team. Volleyball is 3, Baseball and Softball are 4, Football is 5
2. We do not have a rule in individual sports that prohibits this so Golf does not have a rule.

Oregon & Nevada

1. Yes, provided the student is not representing their school
2. Yes, provided the student is not representing their school

Utah

1. No
2. Yes, Limited Team Membership rule: Article I, Section 12 of the By-Laws.
<https://uhsaa.org/>

Alaska

1. Yes, but we would have rules about how if the entire teams is comprised of members from the same high school, then the team's coach could not be a member of the school's coaching staff.
2. We do not offer golf.

Wyoming

1. No

- a. 5.8.2 A student who is a member of a school athletic squad may not participate as a member of an outside team or as an independent competitor in the same sport during the same season
- b. 5.8.5 EXCEPTIONS: 1. Students may participate in the individual sports of skiing, tennis, track, indoor track, cross country, golf, swimming/diving and wrestling while a member of the high school team with outside affiliations as long as permission has been given by the local school district. During the season, skiers are allowed the opportunity to ski USSA point races. 2. Participate with non-athletic teams at the same time. 3. College on campus individual tryouts. 4. Olympic tryouts.

2. Yes

- a. The golf season begins with the first allowable practice on Monday of WHSAA calendar week 6. The first allowable contest date is on Wednesday of calendar week 6. Each golfer is limited to 10 contest days per season (fall and spring). A contest is defined as a high school sanctioned event that takes place during the season. Golf participants will be allowed two (2) extra organized events (club championships, fundraisers, regional tournaments, etc.) These events must not fall under WHSAA sanctioning. These events cannot be mandated by the coach, and the students will be participating on their own and not representing the school. Catastrophic insurance will not cover these events. The State Meet shall not count toward the 10 day contest limit. The fall golf season will end with the State Meet on Saturday of week 11. The spring golf season begins on week 39 and ends on week 46. Member schools may participate in one day golf meets throughout the Spring season. One two-day culminating event is allowed during the Spring season.



IDAHO ATHLETIC DIRECTOR MENTORSHIP PROGRAM PROPOSAL

WHY????

Trending in Idaho

23-24

25 New AD's

* Lost 10 AD's after one year

24-25

29 New AD's

15 2nd year AD's

* Lost 7 AD's after one year

25-26

35 New AD's

22 2nd year AD's

25-26 By Classification

1A schools (36)	13 New
2A schools (39)	5 New
3A schools (27)	6 New
4A schools (21)	3 New
5A schools (26)	4 New
6A schools (21)	4 New

➤ WHY????

✓ WHAT????

□ FIX????

- Increased Duties
- Difficulty of Duties
- Increased Liability


- ✓ What has been done
 - ✓ IHSAA
 - ✓ IAAA
 - ✓ Principals

- Stability works for the entire school
- Support System
- Legal Ramifications
- Decrease Errors in Work
 - Eligibilities
 - School Requirements
 - Decision making
 - Dealing with Difficult Situations

IHSAA/IAAA Mentor Program



Program - established in partnership with
IHSAA – IAAA – IASA



IHSAA - provides funding stipend, hires mentors, provides an assistant director as lead person, host mentor meetings and mandating attendance of new Athletic Directors at IHSAA in-service.



IAAA - provides travel funds, recommends mentors, provides support for mentors & mentees, provides updated Idaho AD Manual, sponsors LTC 501, 502, 503 for reduced rate at state conference, scholarships to attend conference available for the mentees whose school does not pay for attendance.



IASA – provides funding per new AD, support for IHSAA in-service, support cohort training.

This works so well because of the collaborative relationship between the three organizations.

Michigan Data to date – As the 3rd year begins our numbers seem to be dropping off in many ways, in 2023-24 there were 136 new AD's, of those folks 6 did not return for the second year. In 2024-25 there were 121 new AD's, 11 of these schools were schools on the list the previous year. So far for 2025-26 there are only 7 schools replacing their AD from the previous year.

In-Service Program

New Idaho Activities Director's would be required to attend In-Service training the last week of July at the IHSAA office in Boise

Activities Director's would meet with Mentors, IAAA, IHSAA office staff

TOPICS

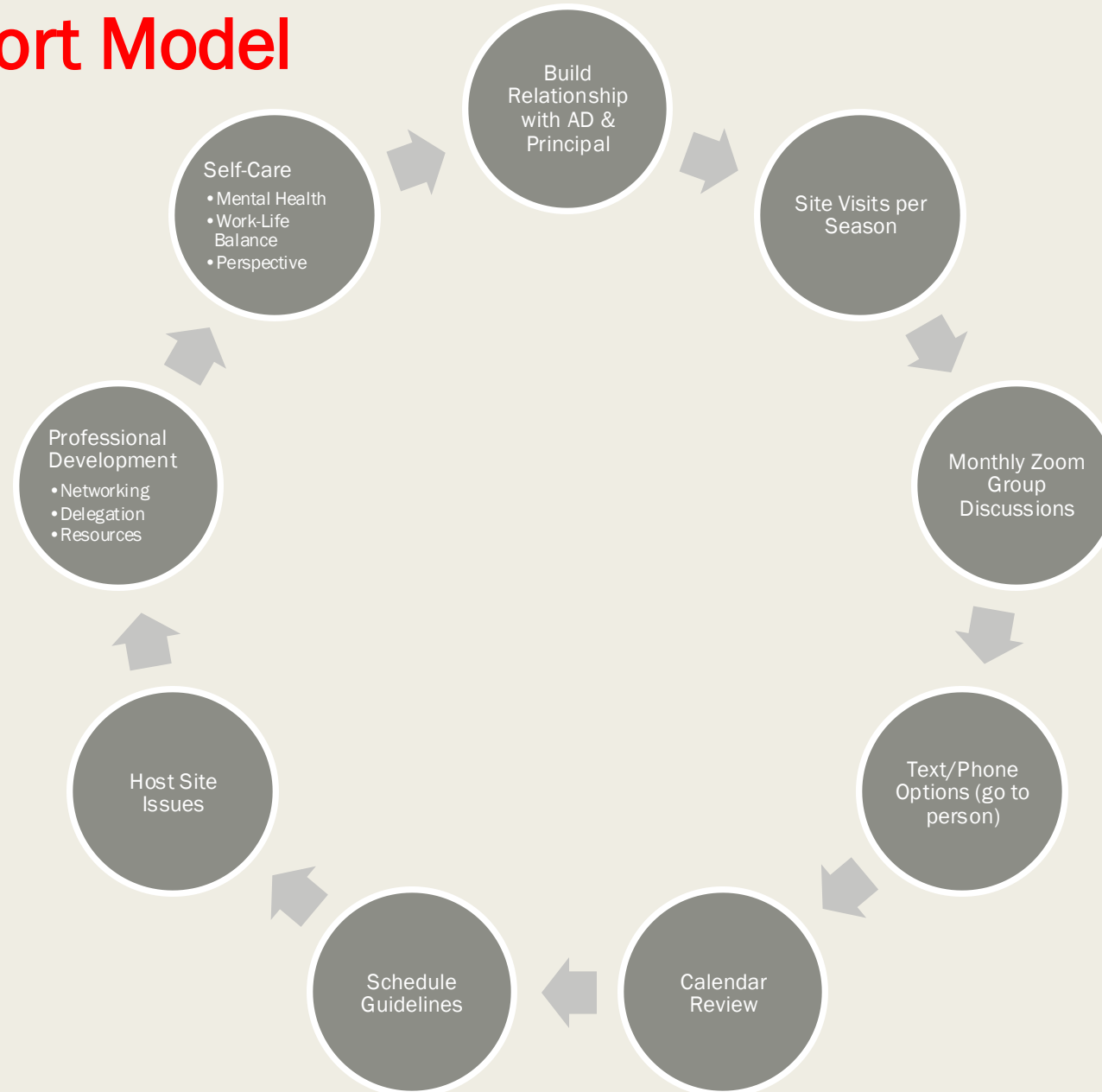
- NFHS Membership
- IHSAA Rules & Regulations
- Eligibility of Student-Athletes
- What Forms are Needed
- Mentor Program/Cohort
- IAAA Membership/State Conference/National Conference
- Idaho AD Manual
- Education Based Activities
- How to Work with Officials
- State Tournament Information
- Checklists
- And MORE



OPPORTUNITIES

OPPORTUNITIES

Mentor Cohort Model





IDAHO HIGH SCHOOL ACTIVITIES ASSOCIATION

Serving Idaho's Youth Since 1926

Chad Williams, Executive Director

Julie Hammons, Assistant Director

Mike Federico, Assistant Director

8011 Ustick Road Boise, ID 83704

Phone #: (208) 375-7027

Fax #: (208) 322-5505

website: idhsaa.org

e-mail: admin@idhsaa.org

IHSAA Activities Director Mentorship Program

Development: 2025-26 | Implementation: 2026-27

Purpose

In alignment with the **IHSAA Director Goals for 2025-26**, this document outlines the structure and development plan for a new **Activities Director Mentorship Program** in Idaho. The program would provide support, onboarding, guidance, and professional development for new Activities Directors (ADs) across the state through mentorship by experienced, retired administrators.

Key Components

1. Program Administration

- **IHSAA Oversight:** Assistant Director
- **Responsibilities:**
 - Set program expectations
 - Coordinate mentor assignments and scheduling
 - Oversee evaluation and documentation
 - Facilitate annual mentor training sessions

2. Mentor Identification

- **Target Group:** Retired, Experienced administrators to mentor in 4 different regions
 - **Region 1/2**
 - **Region 3**
 - **Region 4**
 - **Region 5/6**
- **Regional Coverage:** Ensure mentors have a workload that is manageable to provide quality service
- **Commitment:** Two-year part-time appointment
- **Stipend:** IHSAA/IAAA/Principals Association
 - **IHSAA** - \$5,000 annually per mentor
 - **IAAA** - Travel reimbursement
 - **School/Principal** - \$250 & required in-service attendance
- **Responsibilities:**
 - Lead a cohort of new ADs by region
 - Be a continuous resource even after the cohort cycle ends
 - Participate in annual in-service training and regular meetings with assigned AD's

Program Structure

Cohort Model

- **Regional Assignment:** Each mentor oversees one regional cohort
 - **Annual Cycle:** New cohort each year; ongoing support for past mentees
 - **Engagement Expectations:**
 - 1 in-person meeting in August
 - Monthly virtual meetings
 - Bi-weekly check-ins via phone or virtual
 - One on-site “game day” visit per mentee, per sports season
-

Implementation Timeline

December 2025	Seek IHSAA Board approval/feedback Meet with IAAA for approval/feedback
January 2026	Meet with Idaho Principals Association for approval/feedback
April 2026	Final IHSAA Board Approval
June 2026	Mentor selection/training
July/August 2026	IHSAA New AD in-service



IDAHO HIGH SCHOOL ACTIVITIES ASSOCIATION

Serving Idaho's Youth Since 1926

Chad Williams, Executive Director

Julie Hammons, Assistant Director Mike Federico, Assistant Director

8011 Ustick Road Boise, ID 83704

Phone #: (208) 375-7027 Fax #: (208) 322-5505

website: idhsaa.org e-mail: admin@idhsaa.org

THIS INDEPENDENT CONTRACTOR'S AGREEMENT (the "Agreement") is made as of _____ to _____ by and between the Idaho High School Activities Association and _____ (Independent Contractor), a sole proprietorship.

In consideration of the mutual premises herein contained, the Association and Independent Contractor hereby agree as follows:

SECTION 1: ENGAGEMENT

The IHSAA hereby engages the Independent Contractor to render services as a mentor leader in the Idaho High School Activities Association AD Mentor program.

SECTION 2: COMPENSATION

In full consideration for the performance of the Services hereunder, and for any rights granted or relinquished by the Independent Contractor under this Agreement, the IHSAA shall pay the Independent Contractor a \$5,000 stipend, as well as \$250 for each school participating. The pay schedule to the Independent Contractor follows:

\$2,500 + School Fees on October 1, _____

\$2,500 on February 1, _____

Program-related mileage and other approved incidental expenses (ZOOM costs and program-related meals) will be reimbursed by the Idaho Athletic Directors Association (IAAA) to the Independent Contractor. The Independent Contractor must submit documentation for these expenses monthly which will be paid monthly.

Each member school that "opts in" the program, will pay the IHSAA \$250 when they pay yearly dues/fees.

SECTION 3: INDEPENDENT CONTRACTOR RELATIONSHIP

The Independent Contractor agrees to perform the services hereunder solely as an Independent Contractor. The parties to this Agreement recognize that this Agreement does not create any actual or apparent agency, partnership, franchise, or relationship of employer and employee between the parties. The Independent Contractor is not authorized to enter or commit the IHSAA to any agreements, and the Independent Contractor shall not represent him or herself as the agent or legal representative of the IHSAA.

Further, the Independent Contractor shall not be entitled to participate in any of the IHSAA employee benefits, including without limitation any health or retirement plans. The Independent Contractor shall not be entitled to any remuneration, benefits, or expenses other than as specifically provided for in this Agreement.

The IHSAA shall not be liable for taxes, Worker's Compensation, unemployment insurance, employers' liability, employer's FICA, social security, withholding tax, or other taxes or withholding for or on behalf of the Independent Contractor in performing Services under this Agreement. All such costs shall be the Independent Contractor's responsibility.

SECTION 4: TERM AND TERMINATION

The term of this Agreement shall commence on the date hereof and shall continue until the Independent Contractor satisfactorily completes performance expectations of the Services.

This Agreement is in effect from _____ to _____.

SECTION 5: GENERAL TERMS

This Agreement shall be governed and construed in accordance with the laws of the State of Idaho applicable to contracts made and fully performed therein, and the state and federal courts located in Michigan shall have exclusive jurisdiction of all suits and proceedings arising out of or in connection with this agreement. Both parties hereby submit to the jurisdiction of said courts for purposes of any such suit or proceeding and waive any claim that any such forum is an inconvenient forum.

This Agreement represents the entire Agreement between the parties. The Agreement may not be amended, changed, or supplemented in any way except by written Agreement signed by both parties.

The signature below acknowledges the Independent Contractor has agreed to follow all protocols, regulations and expectations contained within the IHSAA AD Mentor program for _____.

Independent Contractor Printed Name: _____

Independent Contractor Signature: _____

Date: _____

IHSAA Executive Director, Chad Williams

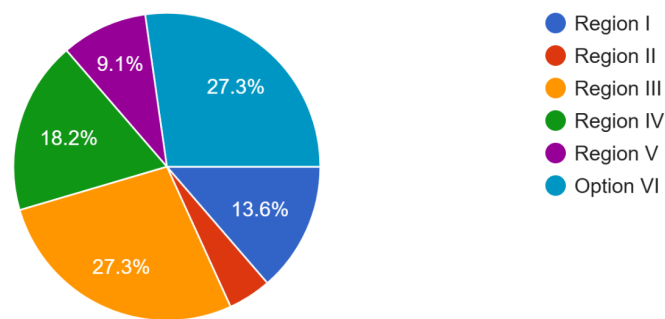
Signature: _____

Date: _____

Athletic director mentor program data and information are provided below. Besides the written feedback from principals below, I had a few phone and in-person conversations, and they were very positive. The written feedback was primarily positive, and a few liked the idea but wanted more information. One small school (1A) is the only negative feedback, and it had to do with taking people out of the building. Overall, very positive feedback.

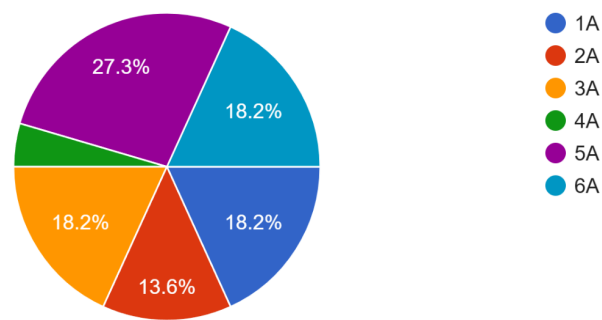
What region of the state do you represent?

22 responses

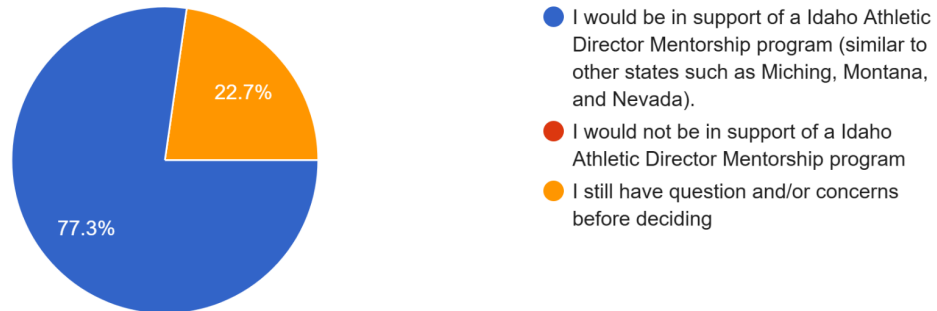


What classification does your high school participate in?

22 responses



In short, support from high school principals and schools would include allowing their Athletic Director to attend a one day training in Boise (a se...mbership, and contribute to mentorship stipends.
22 responses



Mr. Davis and Mr. Williams,
I am reaching out this morning in regards to the AD Mentor Program.

Wanted to let you know I would be excited to help out in any way with this program. There would be a lot of value to this for many reasons but especially in the smaller schools where the high turnover has been an issue since I began as an AD in 2008.

Very Respectfully

S Porter

I'm not against providing support to new AD's. However, this could take a person out of their building when they are likely needed there. Could we explore a webinar option? I would encourage all to be mindful of this: each request you make puts another demand on a person. This can be taxing. I would like for the committee to consider that we need to be permitted to do the jobs we were hired to do, not be "meeting" to oblivion. I make this comment with all due respect.

This is a great idea and would greatly benefit new ADs!

I would like to be a part of program. Unfortunately the turnover in the AD position has had the biggest negative impact on the rural and small school classifications from 3A below. It would be a welcome attempt to address some strategic issues faced by many smaller school districts.

With all the changes and responsibilites A.D. s have this is an easy way to give some support to new ADs and give them ideas of how they want to run thier programs

This is designed for new Athletic Directors- first year, two years?

Is the \$250 yearly or just a one time fee because your school has a new AD? How many years will the AD have a mentor? Assuming this is an "opt in" option?

I like the idea and intent of this. I would just love more information as the idea grows and develops more.

I would want to have some discussion about who the mentors are. It could be more difficult if our AD was a mentor because it would require a lot of time on their end. I would like to discuss that aspect and have an opportunity for principals to agree (or not) if their AD should serve as a mentor (and for what duration of time), etc.

This is tough for me due to personal experience with district leadership and how the position changes through the years, including if the position will be funded or not.

Nice work!

Subject: Proposal to Adopt Standard 8-Man Field Width ONLY (40 yards) for 2026–2027 Season

Dear Athletic Director,

I am writing to propose that Idaho's 1A and 2A schools participating in 8-man football adopt the standard 40-yard field width beginning with the 2026–2027 season. This would involve moving each sideline inward by seven yards while maintaining the current field length. The adjustment would require no changes to existing turf or grass surfaces, as it simply involves re-marking the sidelines.

Rationale

- **Competitive balance:** A 40-yard field is nationally recognized, better fits the 8-man format, and will make games more competitive and strategically appropriate for smaller rosters.
- **Minimal impact on facilities:** No turf or grass construction is necessary—schools can mark the new sidelines without changing the field itself.
- **Playoff compatibility:** For State playoff games held at ICCU Arena and the Kibbie Dome, hash marks align with both college and 8-man configurations. The primary remaining concern is how sidelines are managed in those venues; we are actively developing a couple of practical solutions to address this.
- **Proportionally Equal:** Reducing the field width from 53 yards to the NFHS recognized standard 40 yards 8-man football field aligns proportionally with the reduction in the number of players from 11 to 8 in eight-man football. Moving from 53 to 40 yards represents a 24.5% decrease in field width, while reducing players from 11 to 8 is a 27% decrease in team size. These similar reductions ensure the playing area remains appropriately scaled for safety, competitive balance, and the intended style of play in eight-man football.

Implementation Timeline: To align with the IHSAA classification cycle and allow adequate preparation time, I recommend implementing the change at the start of the 2026–2027 football season.

I will be presenting this proposal at the IHSAA football meeting on November 17 and welcome the opportunity to discuss and address any questions in advance. I believe this update is long overdue and will be beneficial for the continued growth of Idaho's 8-man football programs

Thank you for your consideration.

Sincerely,

Travis Mader
Athletic Director
Prairie High School
mader@sd242.org
208-962-3901: school
208-791-3041: cell

Randy Spaeth
Athletic Director
Raft River High School
sparandy@cassiaschools.org

James Stoner
Athletic Director
Troy High School
jstoner@troysd287.org

Ryan Hasselstrom
Head Football Coach
Prairie High School
hasselstrom@sd242.org

Jalen Kirk
Athletic Director
Deary High School
jkirk@sd288.org

Clearwater Valley H.S.
Deary High School
Genesee High School
Highland High School
Kamiah High School
Lapwai High School
Nezperce High School
Potlatch High School
Prairie High School
Timberline High School
Troy High School

Chad,

I wanted to take a moment to thank you for the opportunity to attend your state soccer tournament this past weekend. It was an exceptional event, and I was truly impressed by how well everything was organized across all six sites.

Julie and the entire team were outstanding. Their professionalism, attention to detail, and genuine care for the student-athletes and officials were evident in every aspect of the championship. The level of officiating and the overall atmosphere reflected the pride and excellence your association is known for.

Please extend my sincere appreciation to everyone involved for their hard work and hospitality. It was an honor to attend and witness such a well-run event.

Warm regards,

Julie Cochran

Director of Sports and Middle Schools

P: (317) 822-5739

A: PO Box 690 | Indianapolis, IN 46206

W: www.NFHS.org | www.NFHSLearn.com | www.NFHSNetwork.com

E: jcochran@nfhs.org



DISTRICT 1 IHSAA ACTIVITIES ASSOCIATION

MINUTES OF THE BOARD OF CONTROL

November 4th, 2025

Post Falls High School, Post Falls, Idaho

President Dena Naccarato called the meeting of the District 1 Board of Control to order at 11:00 am.

Members Present: Dena Naccarato, Jim Phillips, Royce Johnson, Chris Asbury, Greg See, Keri Carter, Kelly Reed, Randy Boyd, Don Lowe, Scott Verburg, Bill Bopp, Cynthia Grannis, Tony Norris, Shelly Sobeck and Todd Gilkey.

Members Absent: Jan Bayer, Troy Anderson, Rayna Longstreet, Ryne Eberlin, Jimmy Hoffman, Roger Stewart, Josh Behrens and Leslie Wells

Visitors: Bob Burton-NIOA

CONSENT AGENDA

1. A motion to approve September 16th, 2025, was made by Keri Carter, seconded by Jim Phillips.
Motion approved.
2. A motion to approve the treasurer's report was made by Royce Johnson, seconded by Kelly Reed.
Motion approved

DISCUSSION AGENDA

1. **Luncheon Sponsor: Northwest Specialty Hospital and Northwest Urgent Care**
 - o The Board is greatly appreciative of CEO Rick Rasmussen for this gesture.
2. **Winter District Tournament Sites, Dates and Managers**
 - o ADs are asked to send Winter District Tournament information to Troy Anderson.
3. **District I Website: www.1stdistrictactivities.org**
 - o Visit the site to view/download important District I Board of Control information.
4. **IHSAA Memorial Award Nominations 2025-26**
 - Dick Fleishman – Todd Gilkey
 - Wes Lowe –
 - Duane D. Wolf –
5. **Coeur d'Alene Girls Soccer Coach missing the IHSAA rules meetings**
 - o Coach and AD didn't attend
6. **District 1 Track Interpreter**
 - o Kelly Reed-Lake City Head Track Coach will take this role for the 2025-26 season

REPORT AGENDA

1. **Commissioner Reports:**
 - **Volleyball- Rayna Longstreet (Via email)**
 - o Volleyball had a good season. Scheduled over 300 contests plus the 1A & 2 A state tournaments
 - o We ended with 30 officials with 6 that were new this year. Working already to recruit new officials for next season
 - o Had to move 1 match due to lack of officials this season.
 - o Had a concern with the 3A (Kellogg specifically) asking for matches to be played at 12:00 and or 1:00 on a Friday afternoon. Very few officials are available to work at those time
 - o Thanks to Coeur d'Alene and Post Falls for doing a great job of hosting the 1A & 2A State Tournaments
 - o The new 3-day state tournament worked well
 - o Rayna submitted her letter of resignation as District 1 Volleyball commissioner

- **Football – Roger Stewart**
 - They are in the final stretch. State play-offs are in full swing
 - Sportsmanship was much better. Coaches to be commended. Only 1 UNS against a head coach
 - One parent issue at Lakeside HS.
 - Young officials from the under-18 program are stepping up. We are proud of them
 - District 1 has 12 officials working at the college level (1-ACC, 5-Big Sky, 6-Frontier Conference)
Steve Hudson former Pac -12 official is back mentoring the young officials
- **Soccer – Tony Norris**
 - All officials are members of the NIOA
 - CDA Charter boys were 4A state champions
- **Basketball - Rayna Longstreet / Bill Bopp**
 - Rayna and Bill have 70 officials, including 6 that are new to the association. 4 who are transfers from other regions
 - Sandpoint, will hold a jamboree on 11.12 and all new officials will be in attendance
- **Swimming – Shelly Sobek**
 - State meet is Nov.7 & 8, 2025
 - State meet at the Idaho Central Aquatic Center
 - Ticket issues for state meet
 - Officials Thank you to all our incredible officials that worked throughout the season! Many will be traveling to support the staff in Boise for state as well.
- **Wrestling – Greg See**
 - 16 officials, 3 new ones with experience
 - Officials have been working at club tournaments and middle school dual meets
 - The district tournament schedule has been set
- **Baseball – Josh Behrens**
 - No report
- **Softball – Don Lowe & Soett Verburg**
 - Setting dates for meetings
 - Meeting with Ted Yurek to make the transition as smooth as possible
 - Working to increase the number of umpires

2. Sectional Reports:

- **Superintendents: Dena Naccarato, Jan Bayer, Leslie Wells**
 - Today is election day.
- **Principals: Jimmy Hoffman, Ryne Eberlin, Chris Asbury**
 - No report
- **Middle Level – Randy Boyd**
 - MSJ/JHS Ad meeting on October 28, 2025
 - The middle schools experienced good numbers of volleyball and cross-country participants.
 - Scheduled wrestling and basketball
- **Boys Coaches – Kelly Reed**
 - Committee trying to change track representation percentage to match other sports.
 - Looking at going to 12 relays. Must figure out the state track meet format
- **Girls Coaches – Keri Carter**
 - No report
- **Speech Arts - Royce Johnson**
 - No report

- **Spirit Advisors – Cynthai Grannis**
 - Has held or will be holding training session for cheer and dance judges
 - District 1 & 2 Cheer & Dance Competition will be on February 14th, at Lakeland High School. Cheer in the morning and dance in the afternoon.
 - Reaching out to new cheer coaches for support and resources
- **Music Arts – Jim Phillip**
 - Idaho State Band, Choir, Jazz and Orchestra will be held in February
 - Statewide 1500 students auditioned for this competition.
 - Approx. 50 district 1 students advanced
- **Athletic Directors – Troy Anderson**
 - No report
- **IHSAA Board Report-**
 - Need input on shortening the length of the winter sport season

EXECUTIVE SESSION

- Chris Asbury moved, Royce Johnson seconded a motion to enter executive session at 11:50 am.
Motion Approved
- Royce Johnson moved, Kelly Reed seconded a motion to exit executive session at 12:10 pm.
Motion Approved

ACTION AGENDA

1. **Fall Commissioner Reviews:**
Following discussion, Royce Johnson moved, Randy Boyd seconded a motion to renew the terms of Football Commissioner Roger Stewart, and Soccer Commissioner Tony Norris for 2026-2027 season.
Motion Approved (8-0)
2. **Lake City High School Boys Soccer Outside Competition**
Following discussion, Royce Johnson moved, Jim Phillips seconded a motion to issue Lake City High School a formal letter of reprimand for violation of IHSAA Rule 8-11
Motion Approved (7-0 with 1 abstention)
3. **Coeur d'Alene High School Boys Soccer Outside Competition**
Following discussion, Royce Johnson moved, Cynthia Grannis seconded a motion to issue Coeur d'Alene High School a formal letter of reprimand, and the player involved is suspended from the 1st match of the 2026 regular season.
Motion Approved (7-0 with 1 abstention)
4. **Coeur d'Alene Girls Soccer Coach missing the IHSAA rules meeting**
Following discussion, no action was taken on this. The \$750.00 fine is still in effect.

ADJOURNMENT

- Chris Asbury moved, Cynthia Grannis seconded a motion to adjourn
Motion Approved (7-0)
- Meeting adjourned at 12:25 pm.
- The next regularly scheduled meeting will be January 13th, 2026, at 11:00 AM at Post Falls High School.

Respectfully submitted by Todd Gilkey, District I IHSAA Board Secretary

5th District Board of Control Minutes
Highland High School
November 11, 2025

Members Present: Travis Bell, Jessica Gallup, Mark Pixton, Travis Draper, Shannon Whitmer, Ray Carter, Daren Almond (for Greg Harding), Halli Hanohano, Jett Smith, Kory Kay, Greg Larsen, Tyler Jones

Members absent: Greg Harding (represented by Daren Almond), Foster Garrett, Mark Kress

Consent Agenda

1. Speech/Debate Rep - Jett Smith
2. Minutes of August 20, 2025
 - a. Jessica Gallup Moved to approve the minutes
 - b. Mark Pixton 2nd the motion
 - c. Motion passed
3. Financial Report
 - a. Fines for rules clinics
 - i. Some schools had emergency situations and so either watched the recording of the online rules clinics OR set up private sessions with an official on another date. There is some discrepancy as to if watching the recorded session should be acceptable or if those schools should be fined. Specifically, the Malad dance coach repeatedly does this. There is a concern about the amount of work that is put into the in person meetings and that the value of those meetings in person is such that it is important to have coaches choosing to do the in person sessions.
 - ii. It was noted that having the football rules clinic was earlier and that seemed to work well.
 - iii. The question was posed that in basketball many times there is only one representative per school rather than one each for boys/girls.
 - iv. It was suggested that there be a more specific policy in the handbook about the requirement to attend the in person rules clinic.
 1. The following language was purposed: Each school will send a coach representative for each sport (Football, Volleyball, Dance/Cheer, Soccer, Basketball, Softball, Baseball - both a boys rep and a girls rep when applicable) to the in-person coaches rules clinic. In the event that there is a conflict and a coach representative cannot attend an in-person rules clinic, they have the option to attend the online rules clinic put on by the IHSAA ONLY after contacting the 5th District Board of Control President or Secretary for approval. Private sessions scheduled with another official and/or recordings of previously held sessions will not be allowed. Failure to comply with this policy will result in the minimum fine being assessed.
 - v. Hallie Hanohano motioned to approve the more specific language in the handbook.
 - vi. Jessica Gallup 2nd the motion
 - vii. Motion passed
 - b. Mark Pixton moved to approve the financial report
 - c. Jessica Gallup 2nd the motion
 - d. Motion passed

Report Agenda

1. President/Secretary Meeting Report- Travis Bell
2. IHSAA Board of Control Report - Mark Kress by phone (MaxPreps scoring concerns/fixes)
 - a. The MaxPreps score reporting process seems to be a problem. People were submitting scores late and it was affecting rankings for state bracketing. Schools were fined \$1500 for reporting scores late but the rankings were upheld. Mark Kress asked if board members could please submit suggestions to him so that he can take it to his meeting at the state. He asked that those suggestions be sent to him through email.
 - b. Mark Pixton suggested that the IHSAA does weekly audits to assess fines more regularly rather than waiting to assess a fine before state rankings are in. He suggested a 4 day deadline. The issue seems to be best handled at the State level.
 - i. It was suggested that we need to get through a cycle of everyone using the MaxPreps system correctly so we can see what it can actually do for us. The human element (or committee) should not be a part of the decision.
 - c. It was also brought up that the Maxpreps algorithm doesn't take into account different classifications of teams playing each other.
 - i. There is no public accounting of what the Maxpreps algorithm is. We have no confirmation of if the algorithm accounts for wins/losses in previous years.
3. Department Reports
 - a. Mark Pixton 5A rep -
 - i. Poky and Century will be joining the High Country Conference next year on a 2 year contract. Only sports will be moving to the HCC at this time but not activities. At the end of 2 years the HCC want them to become an associate members and at that time activities would also move to the HCC. This means that it becomes a 5 team conference and every game but one would be a conference game.
 1. The decision to only take athletics and not activities was made by the HCC in an effort to test the waters and see how it goes.
 - ii. Mountain Home HS asked to go back to the SIC which made district 4 nervous. It was decided that they would return to the SIC for everything except Football.
 - b. Daren Almond officials -
 - i. They are still working on a name for the official of the year.
 - c. Hallie Hanohano - Dance
 - i. JTS was scheduled for Saturday at Century but not enough teams committed to attend so it was cancelled.
 - ii. Hallie hasn't heard anything from the state about the state sportsmanship committee meeting. Travis texted Mike Federico and found out that the meeting will be in April in conjunction with the IAAA conference.
 - d. Kory Kay - 3A
 - i. 3A Athletic Directors have met and are going through their part of the handbook to update it.
 - ii. The 3A schools are looking to separate from the 4th district. Travis told them that they don't need approval from District 4 to leave. Beginning in the next cycle they will be all District 5 only.
 1. See Discussion Agenda Item 6a for Division Conference structure for the next 2 year cycle
 - e. Shannon Whitmer - Girls Sports
 - i. Coach of the year awards are done and were distributed to members of the board to be delivered to schools in their areas.
 - ii. Shannon was given a check for the Idaho State Coaches association.

f. Jett Smith - Speech

- i. Speech/debate season is just starting and the biggest change for the District 5 speech/debate teams is that they are moving to 3 divisions for state instead of 4. This will make it so that more of the District 5 schools will be able to attend the state tournament.
- ii. There has been discussion about moving competition from District 5 schools only, to District 6 Schools.
 1. The larger of the District 5 schools want to move to District 6 competition but the smaller schools do not want to make that move.
 2. Travis Bell asked if the larger schools were to move to District 6, could the smaller schools stay in District 5?
 3. District 6 does not at this time want the district 5 schools to combine with them as it means less of their teams would be able to qualify for state.
- iii. Shannon commented that there is not a start/end date to the season or any regulation on how much or how often speech/debate teams can practice. She says this is a pull on the kids year round.
 1. Jett says that having a set timeline for start/end date of the season would not allow them to compete at Nationals and wouldn't allow kids to participate in other activities/sports in addition to speech/debate.

g. Jessica Gallup - Cheer

- i. Districts are scheduled to be in American Falls. Travis touched base with Jeff Kenly at American Falls and Jessica will continue to communicate with the American Falls cheer coach to coordinate.
- ii. Talking with State about the possibility of moving venues.
- iii. Boise is trying to get committees together to change all the score sheets

4. Kyle Crawford Volleyball Commissioner report 10:30

- a. There were 22 consistent officials and he occasionally covered games with 8 officials from out of our district. They have a good group of young officials that they are excited to officiate.
- b. Dragonfly is always a struggle. When games are entered in schedule and aren't linked, Dragonfly wants to assign a driver to each event. Events on one night that aren't being held at the same time should be linked in dragonfly.
- c. District tournaments were all good. One division held their championship game on the same day as the state play-in game. That made it difficult to get officials to cover everything. This meant that in order to cover all the games, the commissioner had to use officials ranked at 12th and 13th.
 - i. There are officials that are better suited to officiate at that level, however those officials are from outside of District 5. This would cause problems in retention of current officials as they would be getting bumped by officials outside our district.
- d. District 5 Volleyball sent 3 officials to state tournaments.
- e. All star night was a little more organized. There were between 40 and 50 kids on 4 different teams. Any player that is in good standing with their coach can be sent to the All star game.
 - i. There is a charge at the door for entry. They also get sponsors to offset the cost of the game.
 - ii. Officials volunteered their time.
 - iii. The question was posed: In the event there is a gain, where does that money go? Melissa will reach out to Cindy Parker about this question.

- f. Mr. Dixon was cleared by the state to officiate at the discretion of the commissioner. Kyle chose not to utilize him for Volleyball. It is noted that Mr Dixon did attend the basketball rules clinic
 - i. Daren will check with Jared Farmer to see if he will be used in Basketball.
 - ii. Gary Carlson decided to let him continue in Softball.
- g. Numbers of officials were about the same this year as they were last year.
- 5. Bruce Palmer - Football Commissioner report 11:00
 - a. There were 68 certified officials for Football this year which is a little bit of an improvement over the last couple years. 51 of those are certified for ranking for playoff games. Some officials don't fully certify, take sabbaticals or are new so they don't qualify. There were 12 new officials this year. 28 of the officials were assigned to playoff games. There are 6 crews.
 - b. The health of the organization is good. Bruce doesn't get any complaints.
 - c. We have enough remotely located officials that Bruce wonders if District 5 can accommodate an online option for those that can't attend rules clinics in person.
 - i. The comment was made that the load on the wifi system and access to school wifi through the firewalls set up by school districts would both make doing an online option for those meetings a challenge.
- 6. Bob Arnold Soccer Commissioner report 11:30
 - a. We are still way short on soccer referees but have an excellent core group. There were 26 who signed up but 4 didn't complete registration and others left. We had 21 complete the season, which is the same as last year.. There were 4 new officials. 128 varsity games were held this year. 35% of them (45) were covered with 2 officials the others were covered with 3. 70 JV games were held with a total of 198 for the year which is an increase from last year. JV games continue to increase.
 - i. There were 25 district games this year and they were all covered with 3 officials. 6 games needed to be covered by District 6 officials
 - ii. The #1 referee from our district was selected to officiate at the boys state championship.
 - b. The state implemented the procedure that if there was a second caution for dissent. There was a red card and they were ejected. Bruce report that this measure was helpful except with coaches. Although the ejections were up slightly it was still an improvement.
 - c. Referee recruitment is still an issue. We have a lot of foreign students from ISU that we can't use because of their work eligibility status; they can only work at the university level.
 - d. The state wants to hold a state tournament in Pocatello in 2028 as we have 3 good turf fields to use but needs a school willing to sponsor it.
 - e. Most games were scheduled on Tuesday, Thursday and Saturdays. It would help with scheduling if there were more Wednesdays and Fridays.
 - f. Robert Arnold submits his resignation today and we will need to hire a new Soccer Commissioner for the next soccer season. He suggested 3 names as possibilities to replace him: Ryan Cameron, Richard Harmon, Brooke Taylor.

Discussion Agenda

- 1. BOC Calendar Updates
- 2. All-Star Volleyball Game Nov 3, 7:30pm @ Pocatello
- 3. Officials Ballots - Schools that are not willing to complete ballot
- 4. IHSA Award Nominations: Hall of Fame, Dick Fleischmann/Wes Lowe/Duane Wolfe/Official of the Year/Legends of the Game
 - a. Coach of the Year

5. Handbook Needs/Updates

- a. Handbook is extremely outdated. It was suggested that the handbook be divided into a section for all the general regulations and individual sections for each classification rather than divided by activity.
- b. Travis may need to meet with all the ADs from District 5 to address this.
- c. Ray Carter reports that the 4A ADs got together and made a 4A handbook and says they gave it to Robert Parker. It was emailed to Melissa later this day.
- d. Hallie will add all board members to the list to access the Handbook and mark what changes need to be made.
 - i. Hallie will make changes to classification sections as changes are sent to her by the reps from each classification, the music rep, the officials rep and the Speech/Debate Rep.
- e. Jett Smith motioned for Hallie to receive information to be changed in the handbook and to enter it into the handbook. She will be paid for her time. She estimates that, taking 30 minutes to 1 hr per activity, it will take her 15 hours to complete the task.
- f. Jessica Gallup 2nd the motion.
- g. Motion passed.
- h. Shannon moved to pay her \$300 (\$20/hr)
- i. Jess 2nd
- j. Motion passed

6. Division Conference Structure for next 2 years

- a. 6A Schools - Highland (High Country Conf)
- b. 5A Schools - Century, Pocatello (High Country Conf)
- c. 4A School - American Falls, Bear Lake, Marsh Valley, Preston, Snake River
- d. 3A Schools - Aberdeen, Malad, Marsh Valley, Soda Springs, West Side
- e. 2A Schools - Grace (Butte, Taylors Crossing, Alturas, Challis)
- f. 1A Schools - Grace Lutheran, North Gem, Rockland, Sho-Ban (Water Springs, Mackay, Council, Leadore)

7. Century/Preston GSOC District game - Parent AR

8. American Falls State FB - Conduct of Official

9. Schools cancelling sports seasons

- a. Marsh Valley and Wendell both cancelled their Varsity Football season. They didn't feel comfortable pulling JV kids up to play but also pulled Varsity kids down to play at the JV level. What consequences should be in place to prevent this from happening unfairly? A fine is currently in place for cancelling a game but should there be something more?
- b. The suggestion was made that if a team notifies the opposing schools before a certain deadline, there would be a fine but there is no forfeit that would affect the rankings.
- c. Should there be a regulation of some kind that prevents student athletes from being pulled down to play JV?
 - i. The consensus was that a Varsity team should be built rather than cancelling the varsity season.
 - ii. It was suggested that there is a procedure as ADs for how it should be handled with provisions regarding school size.
- d. It was also suggested by Travis that if a school gets in a situation where they are considering cancelling a season, they need to talk with the District board of control before making a decision.
 - i. If a school out of District 5 has this situation, how do we enforce it?

1. Make sure that contracts are in place and that those schools are made aware that when they sign the contract what the procedure is and that they will be subject to that procedure.

Action

1. Co-op Highland/Sho-Ban/Soda Springs - Speech/Debate
2. Co-op Marsh Valley/Malad - Boys Soccer
3. Rule 4-3 Snake River
4. Rule 6-2 Filer/Marsh Valley/Snake River
5. Rule 8-11 American Falls

Motion to adjourn by Shannon Whitmer

2nd by Jett Smith

Meeting adjourned

Next Meeting Mar 10, 2025 - 9:30 am @ Highland High School